



## End of Year 2020

**Stephen Scot Mayer**

*Chief of Police*



These statistics have been compiled by the Richwood Police Department located at 1800 Brazosport Blvd N. Richwood, Texas 77531. Please feel free to call the Chief's Office at (979) 265-2640 if you have any questions.



March 1, 2021

Message from the Chief of Police...



Dear City Officials and Community Members:

Enclosed is the **Richwood Police Department's 2020 Annual End of the Year Report**. This report represents the workload, performance and efforts of the Richwood Police Department as well as crime rate comparisons between 2019 and 2020.

As we are all aware, the year 2020 revealed some unique challenges resulting from the Covid-19 pandemic. As a result, certain department-wide precautions were implemented to ensure the stability of the organization and the continuance of day-to-day operations. Specifically, and for the safety of the public and police officers, guidance was provided to policing staff to avoid public contact unless absolutely necessary. This meant limiting traffic contacts, warrant arrests, and calls for service contacts that were not so egregious to demand an in-person interaction. Consequently, the reader of this document will likely see significant variations between the workload of 2019 and 2020. To aid the reader, specific sections of this report have been highlighted in red where Covid-19 restrictions affected activity.

Concerning violent crime in Richwood, a distinctive increase is evident. The largest increase in violence can be seen in sexual assault reporting. Even so, there is value in pointing out 4 of the 7 sexual assaults reported in 2020 did not occur in this period. In some cases the date of occurrence goes back to over ten years; only being reported in 2020. Additionally, three of the sexual assaults occurred outside the city limits of Richwood, but the reports were taken by staff in effort to prioritize the victims. Actual sexual assaults that occurred in Richwood in the year 2020 were two, and that is down one from last year. The year 2020 did see its first homicide in Richwood since 2006.

Pertaining to property, overall property crime dropped in this year as compared to the year previous. Specifically, there were 16 fewer burglaries and 6 fewer motor-vehicle thefts in 2020 as compared to 2019; while larceny/thefts remained unchanged year to year.

*Relating to performance metrics, adult arrests dropped by 53.7% or 79 fewer, calls for service dropped by 13.4% or 1166 fewer, citations dropped by 86.5% or 1099 fewer, traffic contacts dropped by 75.2% or 1134 fewer, and crashes dropped by 3.4% or 2 fewer.*

*Interestingly, despite the substantial decrease in traffic contacts and citations, due to the Covid restrictions, your officers have done an excellent job at being highly visible in the areas of our major intersections (SH 288b & FM 2004, SH 288b & College Drive and FM 2004 & Oyster Creek Drive) and their diligence has certainly paid off. Crashes are down in all the major intersections; between 30 and 45 percent.*

I thank you for the opportunity to serve the community of Richwood. I hope you find the information provided in this report informative. Should you have any questions, I can be reached at 979.265.2640, or by email at [smayer@richwoodtx.gov](mailto:smayer@richwoodtx.gov), or feel free to drop by the Richwood Police Department at 1800 Brazosport Blvd. N. I'd love to visit with you.

**Stephen Scot Mayer**  
**Chief of Police**



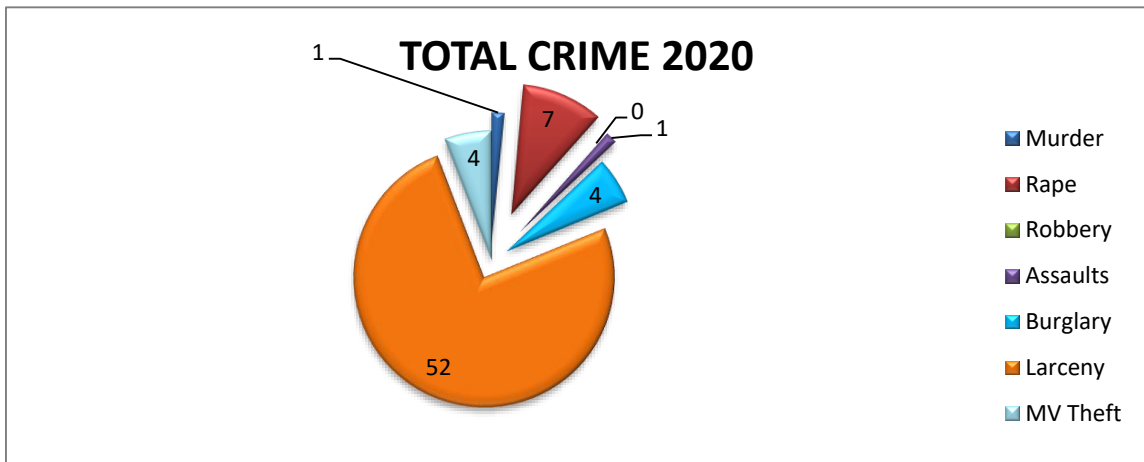
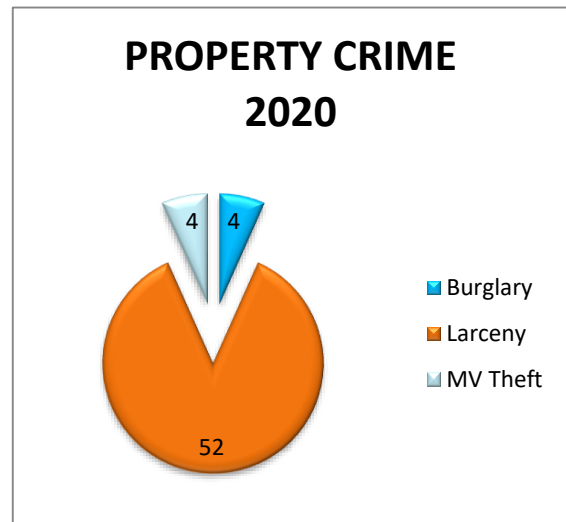
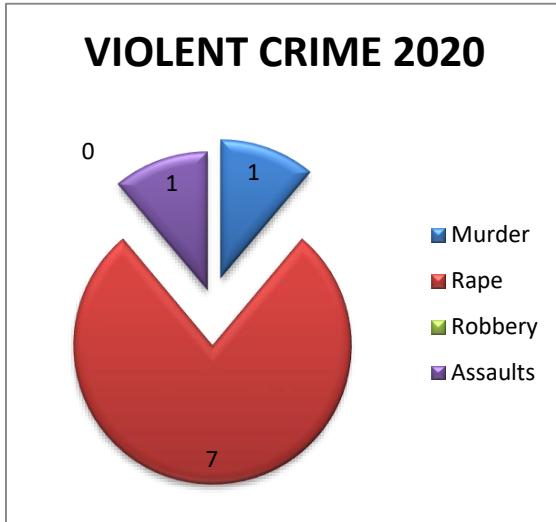
**DATA-DRIVEN - ACCOUNTABILITY-DRIVEN - SERVICE-DRIVEN**

## **Table of Contents**

**2 Year OVERALL Comparison** of the Uniform Crime Reporting (UCR) Return A - Monthly Return of Offenses Known to the Police, Arrests, Calls for Service, Citations and Traffic Contacts

Crimes Tracked for Uniform Crime Reporting (UCR) Purposes	page 5
2 Year OVERALL Comparison : <b>Violent &amp; Property Crimes</b>	page 6
2 Year MONTHLY Comparison: <b>Violent Crimes</b>	page 10
2 Year MONTHLY Comparison: <b>Property Crimes</b>	page 17
2 Year MONTHLY Comparison: <b>Arrests (Adults &amp; Juveniles)</b>	page 23
2 Year MONTHLY Comparison: <b>Calls for Service</b>	page 26
2 Year MONTHLY Comparison: <b>Citations</b>	page 29
2 Year MONTHLY Comparison: <b>Traffic Contacts</b>	page 32
2 Year MONTHLY Comparison: <b>Crashes</b>	page 35

CITY OF RICHWOOD TOTAL CRIME 2020								
	VIOLENT CRIME				PROPERTY CRIME			
	<i>Murder</i>	<i>Rape</i>	<i>Robbery</i>	<i>Assaults</i>	<i>Burglary</i>	<i>Larceny</i>	<i>MV Theft</i>	
	1	7	0	1	4	52	4	
<b>TOTAL:</b>	<b>1</b>	<b>7</b>	<b>0</b>	<b>1</b>	<b>4</b>	<b>52</b>	<b>4</b>	
<b>GRAND TOTAL:</b>							<b>69</b>	



**UCR Part 1 Crimes**

**Violent and Property Crimes**

**Following are the seven MAJOR CRIMES tracked for Uniform Crime Reporting (UCR) Purposes**

Part I Crimes (Violent & Property)		
<b>Violent</b>	1.	<b>Criminal Homicide</b>
	2.	<b>Forcible Rape Total</b>
	3.	<b>Robbery Total</b>
	4.	<b>Assault Total (Part I excludes Simple Assaults)</b>
<b>Property</b>	5.	<b>Burglary Total</b>
	6.	<b>Larceny Theft (Except Motor Vehicle Theft) Total</b>
	7.	<b>Motor Vehicle Theft Total</b>



*Were Driven!*

**DATA-DRIVEN - ACCOUNTABILITY-DRIVEN - SERVICE-DRIVEN**

**2 Year OVERALL Comparison**

**Violent & Property Crimes**

**Return A - Monthly Return of Offenses Known to the Police**

**2 Year OVERALL Comparison (Violent and Property) - RETURN A**

Report Prepared:

3/1/2021

		<b>January</b>				<b>February</b>				<b>March</b>				<b>April</b>			
		2020	2019	# Change	% Change	2020	2019	# Change	% Change	2020	2019	# Change	% Change	2020	2019	# Change	% Change
1.	Criminal Homicide	0	0	0	0.0%	0	0	0	0.0%	1	0	0	0.0%	0	0	0	#DIV/0!
2.	Forcible Rape Total	0	1	-1	-100.0%	0	0	0	0.0%	0	0	0	#DIV/0!	0	0	0	#DIV/0!
3.	Robbery Total	0	0	0	#DIV/0!	0	0	0	#DIV/0!	0	0	0	#DIV/0!	0	0	0	#DIV/0!
4.	Assault Total	0	0	0	#DIV/0!	0	0	0	#DIV/0!	0	0	0	#DIV/0!	0	0	0	#DIV/0!
5.	Burglary Total	0	0	0	#DIV/0!	1	0	1	#DIV/0!	0	8	-8	-100.0%	0	0	0	#DIV/0!
6.	Larceny Theft (Except Motor Vehicle Theft) Total	7	4	3	75.0%	3	4	-1	-25.0%	1	1	0	0.0%	0	14	-14	-100.0%
7.	Motor Vehicle Theft Total	1	2	-1	-50.0%	0	0	0	#DIV/0!	0	1	-1	-100.0%	0	1	-1	-100.0%
<b>Grand Totals</b>		<b>8</b>	<b>7</b>	<b>1</b>	<b>14.3%</b>	<b>4</b>	<b>4</b>	<b>0</b>	<b>0.0%</b>	<b>2</b>	<b>10</b>	<b>-9</b>	<b>-80.0%</b>	<b>0</b>	<b>15</b>	<b>-15</b>	<b>-100.0%</b>

		<b>May</b>				<b>June</b>				<b>July</b>				<b>August</b>			
		2020	2019	# Change	% Change	2020	2019	# Change	% Change	2020	2019	# Change	% Change	2020	2019	# Change	% Change
1.	Criminal Homicide	0	0	0	0.0%	0	0	0	0.0%	0	0	0	#DIV/0!	0	0	0	0.0%
2.	Forcible Rape Total	3	0	3	#DIV/0!	0	0	0	#DIV/0!	0	0	0	#DIV/0!	3	0	3	#DIV/0!
3.	Robbery Total	0	0	0	#DIV/0!	0	0	0	#DIV/0!	0	0	0	#DIV/0!	0	0	0	#DIV/0!
4.	Agg. Assault Total	0	0	0	#DIV/0!	0	0	0	#DIV/0!	0	0	0	#DIV/0!	1	0	1	#DIV/0!
5.	Burglary Total	0	0	0	#DIV/0!	0	3	-3	-100.0%	0	0	0	#DIV/0!	0	1	-1	-100.0%
6.	Larceny Theft (Except Motor Vehicle Theft) Total	0	10	-10	-100.0%	2	4	-2	-50.0%	1	2	-1	-50.0%	2	1	1	100.0%
7.	Motor Vehicle Theft Total	0	0	0	#DIV/0!	0	1	-1	-100.0%	0	0	0	#DIV/0!	0	0	0	#DIV/0!
<b>Grand Totals</b>		<b>3</b>	<b>10</b>	<b>-7</b>	<b>-70.0%</b>	<b>2</b>	<b>8</b>	<b>-6</b>	<b>-75.0%</b>	<b>1</b>	<b>2</b>	<b>3</b>	<b>-50.0%</b>	<b>6</b>	<b>2</b>	<b>4</b>	<b>200.0%</b>

**2 Year Comparison OVERALL VIEW - RETURN A**

Report Prepared:

3/1/2021

		<b>September</b>				<b>October</b>				<b>November</b>				<b>December</b>			
		2020	2019	# Change	% Change	2020	2019	# Change	% Change	2020	2019	# Change	% Change	2020	2019	# Change	% Change
1.	<b>Criminal Homicide</b>	0	0	0	0.0%	0	0	0	0.0%	0	0	0	0.0%	0	0	0	0.0%
2.	<b>Forcible Rape Total</b>	0	0	0	300.0%	0	1	-1	-100.0%	0	0	0	#DIV/0!	1	1	0	0.0%
3.	<b>Robbery Total</b>	0	0	0	#DIV/0!	0	0	0	#DIV/0!	0	0	0	#DIV/0!	0	0	0	#DIV/0!
4.	<b>Agg. Assault Total</b>	0	0	0	#DIV/0!	0	0	0	#DIV/0!	0	0	0	#DIV/0!	0	0	0	#DIV/0!
5.	<b>Burglary Total</b>	1	0	1	#DIV/0!	0	0	0	#DIV/0!	0	1	-1	-100.0%	2	0	2	#DIV/0!
6.	<b>Larceny Theft (Except Motor Vehicle Theft) Total</b>	1	2	-1	-50.0%	6	2	4	200.0%	25	1	24	2400.0%	4	7	-3	-42.9%
7.	<b>Motor Vehicle Theft Total</b>	0	1	-1	-100.0%	0	0	0	#DIV/0!	1	2	-1	-50.0%	2	0	2	#DIV/0!
<b>Grand Totals</b>		<b>2</b>	<b>3</b>	<b>-1</b>	<b>-33.3%</b>	<b>6</b>	<b>3</b>	<b>3</b>	<b>100.0%</b>	<b>26</b>	<b>4</b>	<b>22</b>	<b>550.0%</b>	<b>9</b>	<b>8</b>	<b>1</b>	<b>12.5%</b>

		<b>Yearly Totals</b>			
		2020	2019	# Change	% Change
1.	<b>Criminal Homicide</b>	1	0	1	#DIV/0!
2.	<b>Forcible Rape Total</b>	7	3	4	133.3%
3.	<b>Robbery Total</b>	0	0	0	#DIV/0!
4.	<b>Agg. Assault Total</b>	1	0	1	#DIV/0!
5.	<b>Burglary Total</b>	4	13	-9	-69.2%
6.	<b>Larceny Theft (Except Motor Vehicle Theft) Total</b>	52	52	0	0.0%
7.	<b>Motor Vehicle Theft Total</b>	4	8	-4	-50.0%
<b>Grand Totals</b>		<b>69</b>	<b>76</b>	<b>-7</b>	<b>-9.2%</b>



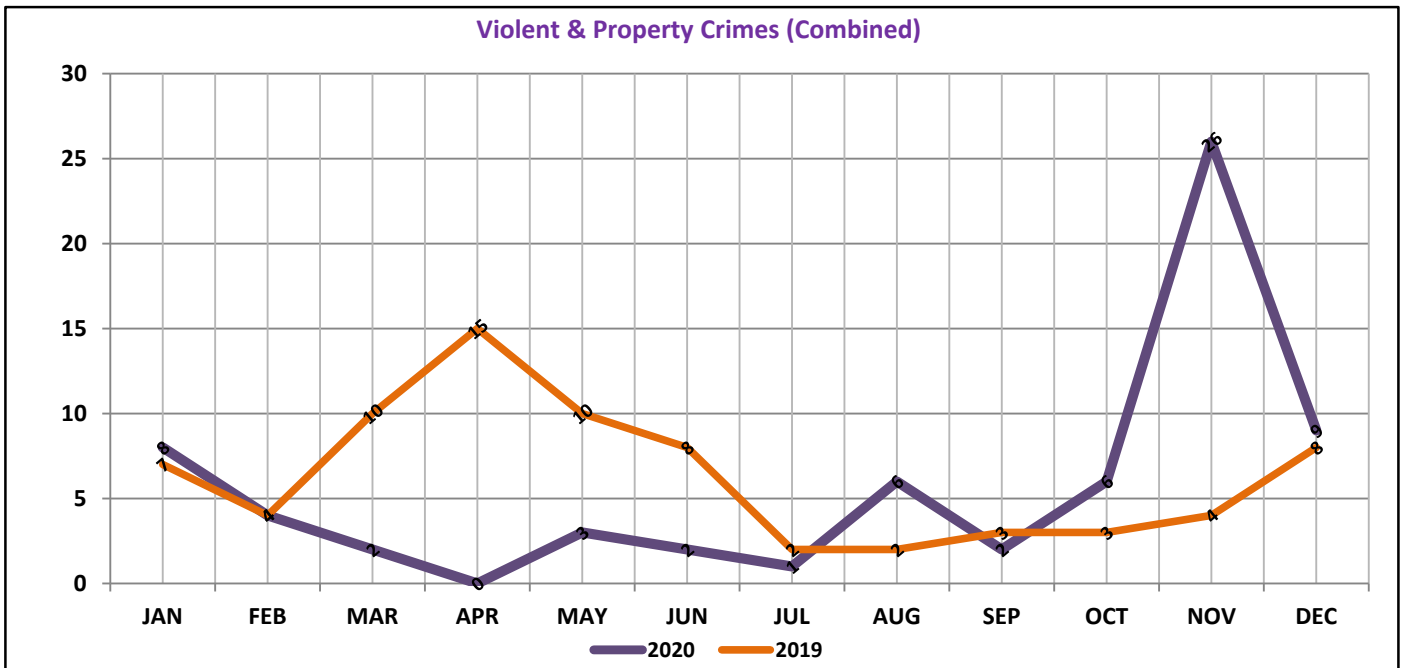
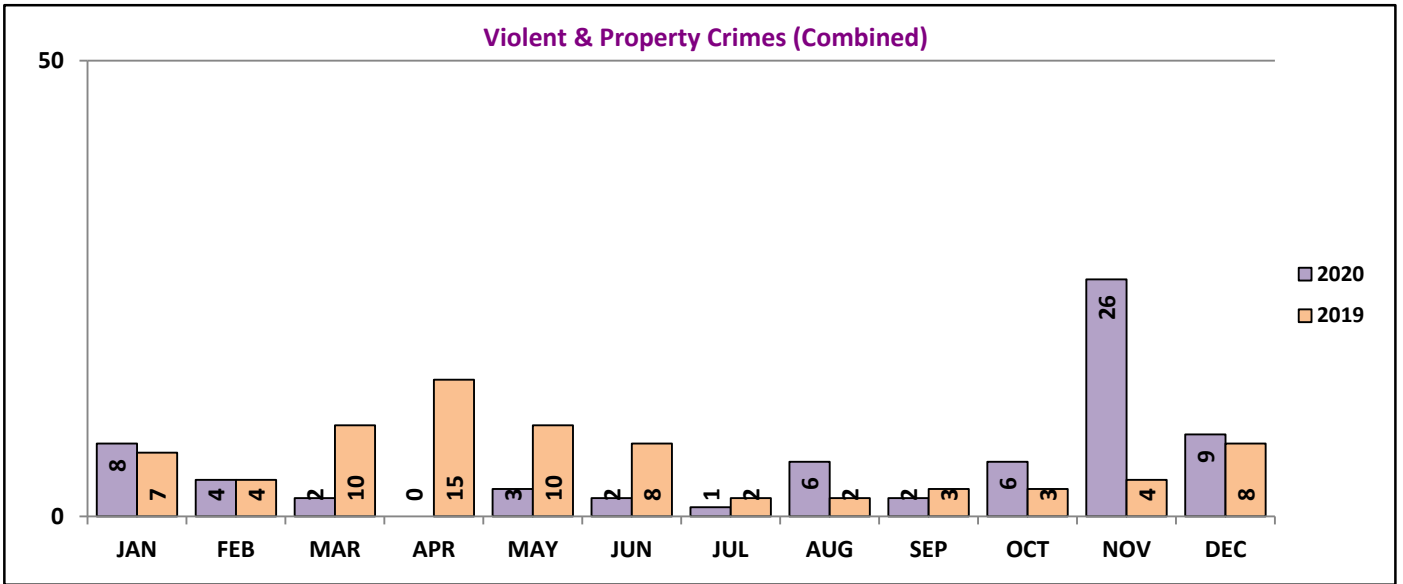
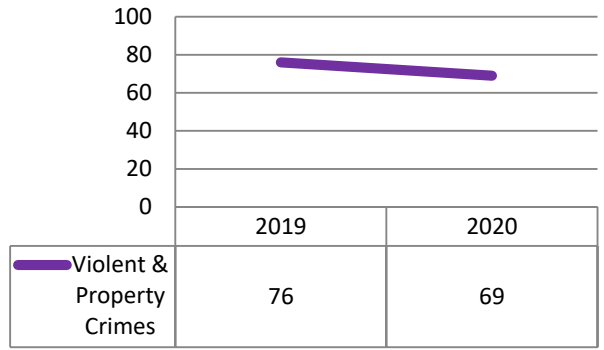
UCR Part 1 Crimes

Violent and Property Crimes (Combined)

Report Prepared: 3/1/2021

2 Year Calendar Comparison				
	2020	2019	# Change	% Change
JAN	8	7	1	14.3%
FEB	4	4	0	0.0%
MAR	2	10	-8	-80.0%
APR	0	15	-15	-100.0%
MAY	3	10	-7	-70.0%
JUN	2	8	-6	-75.0%
JUL	1	2	-1	-50.0%
AUG	6	2	4	200.0%
SEP	2	3	-1	-33.3%
OCT	6	3	3	100.0%
NOV	26	4	22	550.0%
DEC	9	8	1	12.5%
<b>Totals</b>	<b>69</b>	<b>76</b>	<b>-7</b>	<b>-9.2%</b>

Violent & Property Crimes





*Were Driven!*

**DATA-DRIVEN - ACCOUNTABILITY-DRIVEN - SERVICE-DRIVEN**

**2 Year MONTHLY Comparison**

**Violent Crimes**

**Return A - Monthly Return of Offenses Known to the Police**

UCR Part 1 Crimes

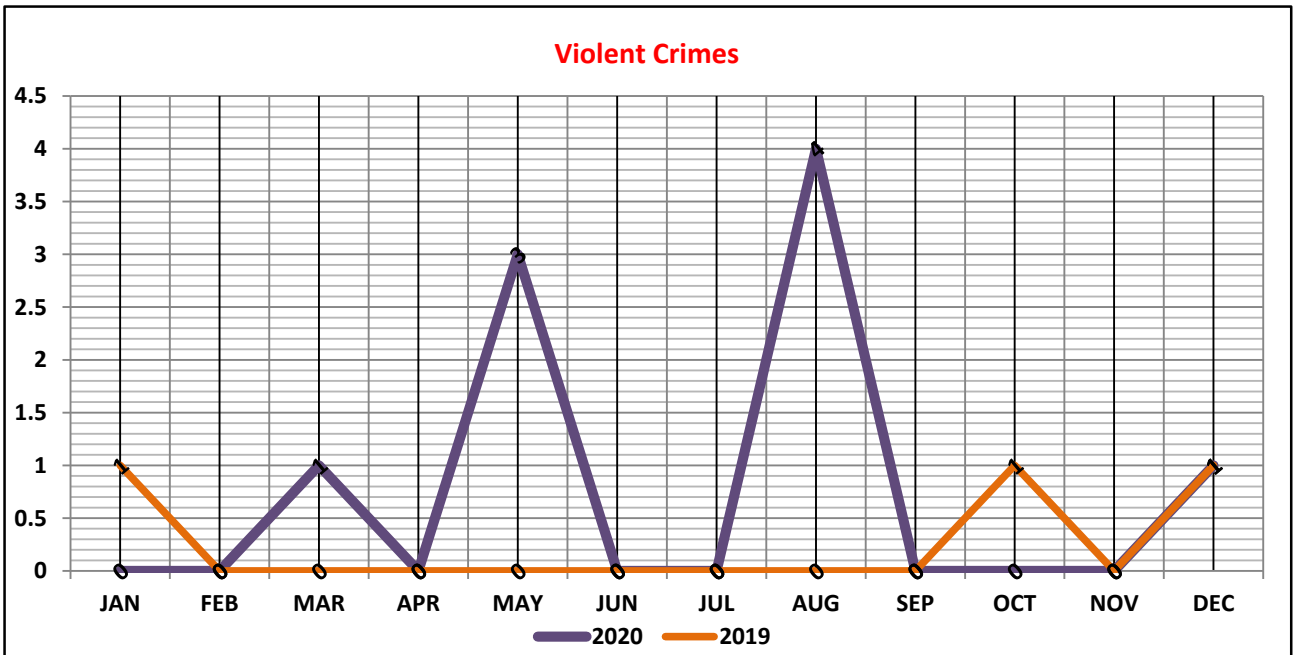
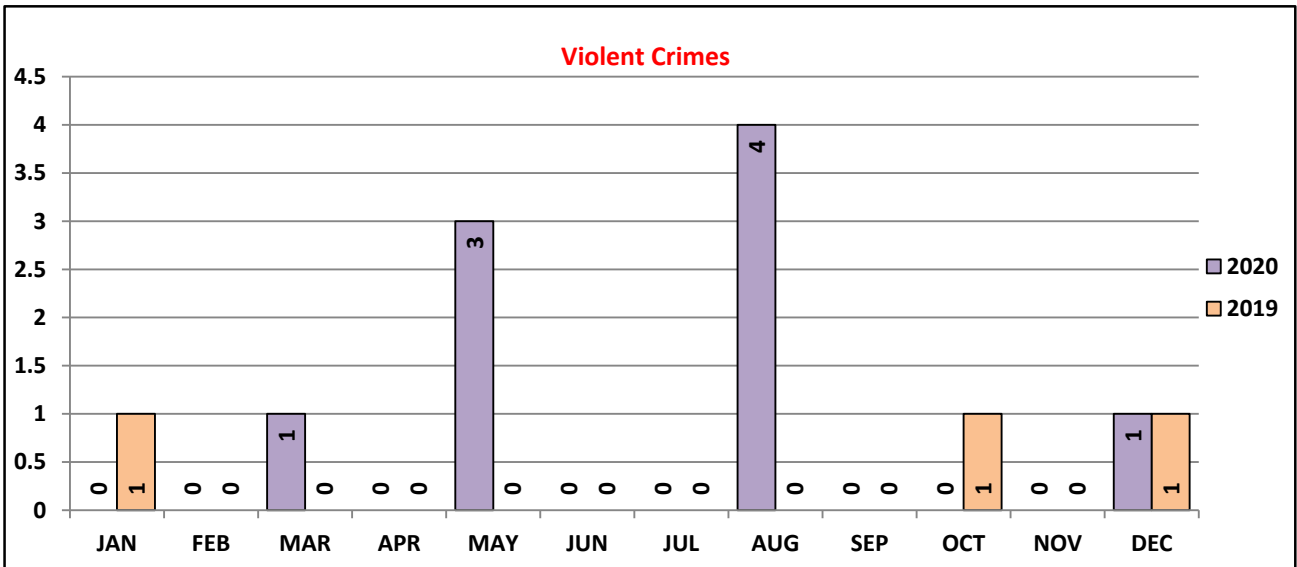
Violent Crimes

Report Prepared:

3/1/2021

2 Year Calendar Comparison

	2020	2019	# Change	% Change
JAN	0	1	-1	-100.0%
FEB	0	0	0	#DIV/0!
MAR	1	0	1	#DIV/0!
APR	0	0	0	#DIV/0!
MAY	3	0	3	#DIV/0!
JUN	0	0	0	#DIV/0!
JUL	0	0	0	#DIV/0!
AUG	4	0	4	#DIV/0!
SEP	0	0	0	#DIV/0!
OCT	0	1	-1	-100.0%
NOV	0	0	0	#DIV/0!
DEC	1	1	0	0.0%
<b>Totals</b>	<b>9</b>	<b>3</b>	<b>6</b>	<b>200.0%</b>



Report Prepared:

3/1/2021

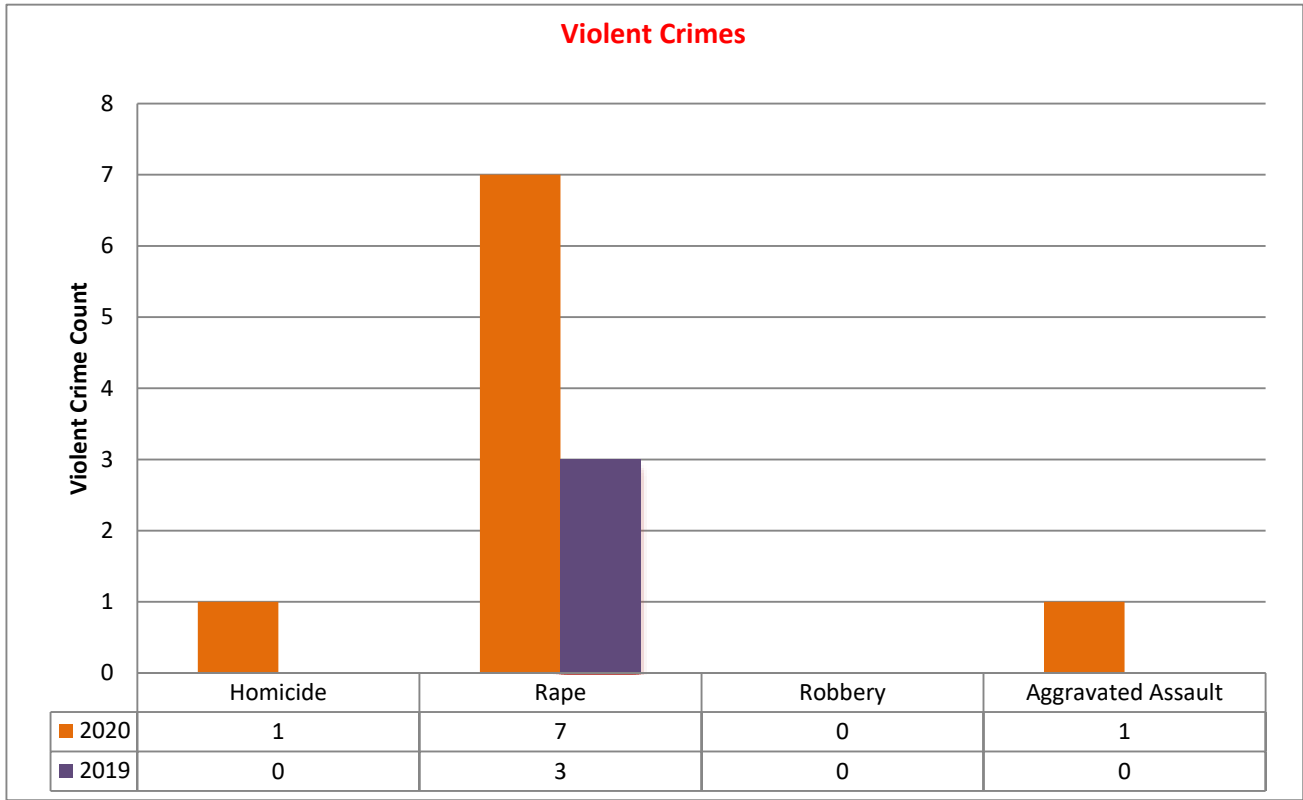
2 Year Calendar Comparison

UCR Part 1 Crimes

**Violent Crimes**

	2020	2019	# Change	% Change
<i>Homicide</i>	1	0	1	#DIV/0!
<i>Rape</i>	7	3	4	133.3%
<i>Robbery</i>	0	0	0	#DIV/0!
<i>Aggravated Assault</i>	1	0	1	#DIV/0!

<b>Totals</b>	<b>9</b>	<b>3</b>	<b>6</b>	<b>200.0%</b>
---------------	----------	----------	----------	---------------



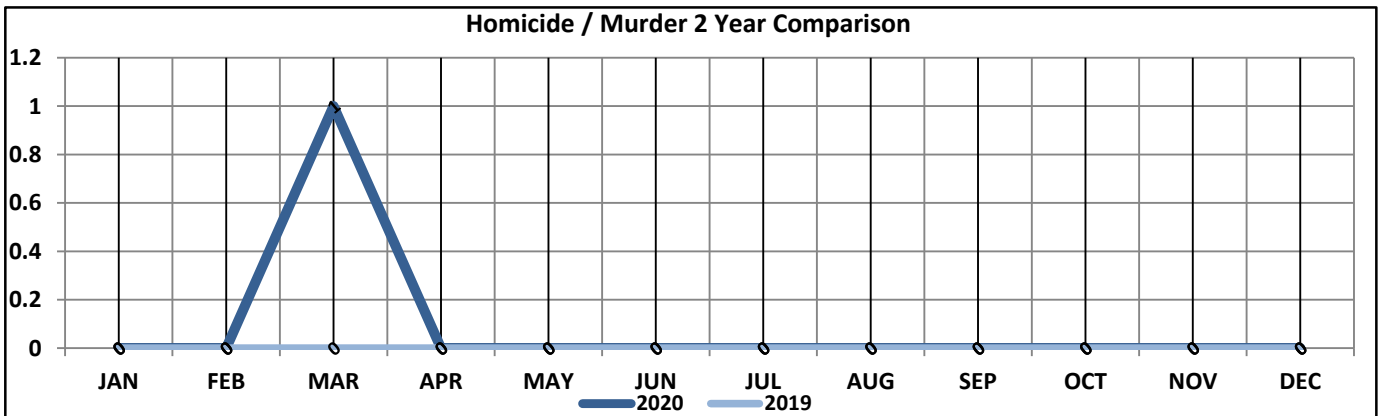
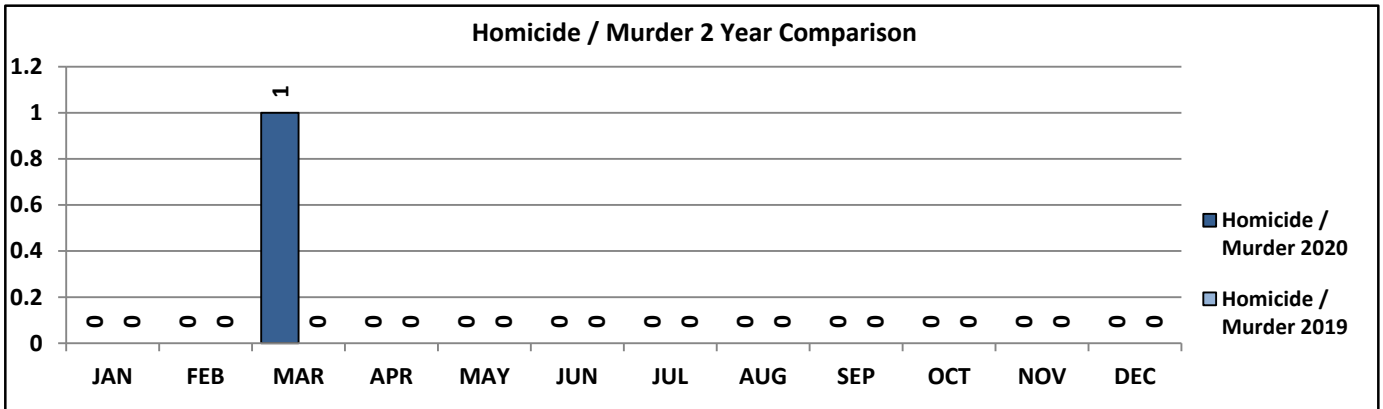
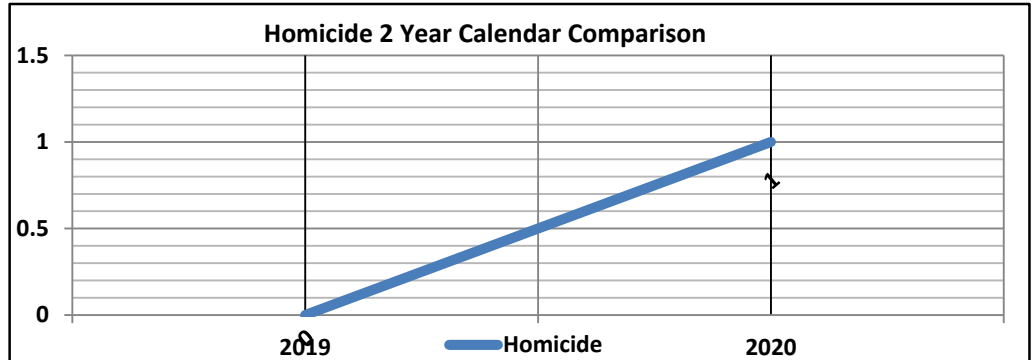
UCR Part 1 Crimes

Violent Crimes: 2 Year Calendar Comparison & YTD (same number of months comparison)

Report Prepared: 3/1/2021

Homicide / Murder		2 Yr Calendar Comp		
	2020	2019	# Change	% Change
JAN	0	0	0	0.0%
FEB	0	0	0	0.0%
MAR	1	0	1	0.0%
APR	0	0	0	#DIV/0!
MAY	0	0	0	0.0%
JUN	0	0	0	0.0%
JUL	0	0	0	#DIV/0!
AUG	0	0	0	0.0%
SEP	0	0	0	0.0%
OCT	0	0	0	0.0%
NOV	0	0	0	0.0%
DEC	0	0	0	0.0%
<b>Totals</b>	<b>1</b>	<b>0</b>	<b>1</b>	<b>#DIV/0!</b>

2 Yr Calendar Comparison	
Homicide	
2019	0
2020	1
# Change	1
% Change	#DIV/0!



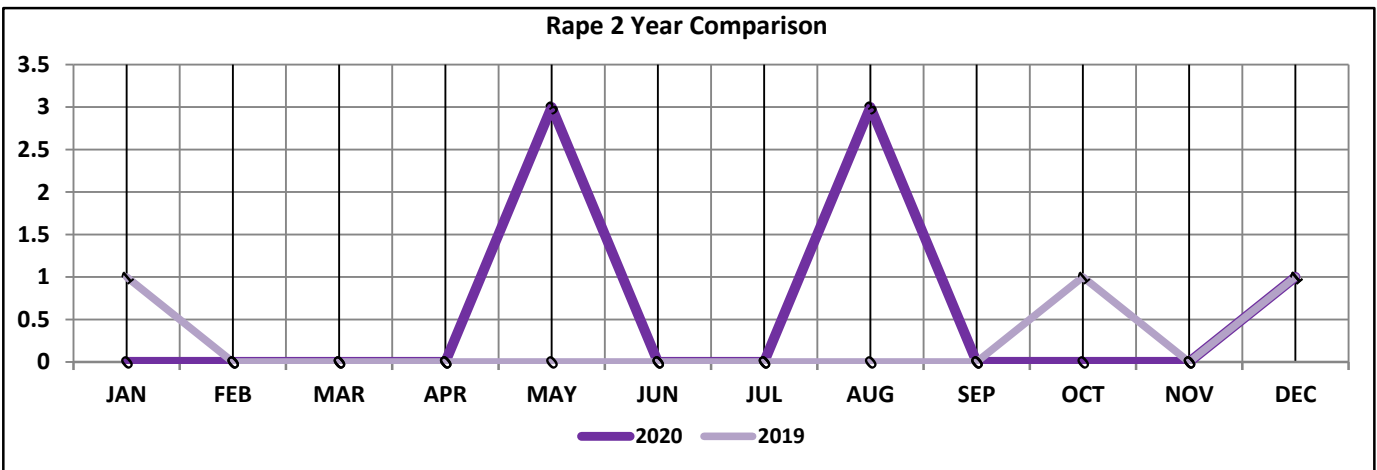
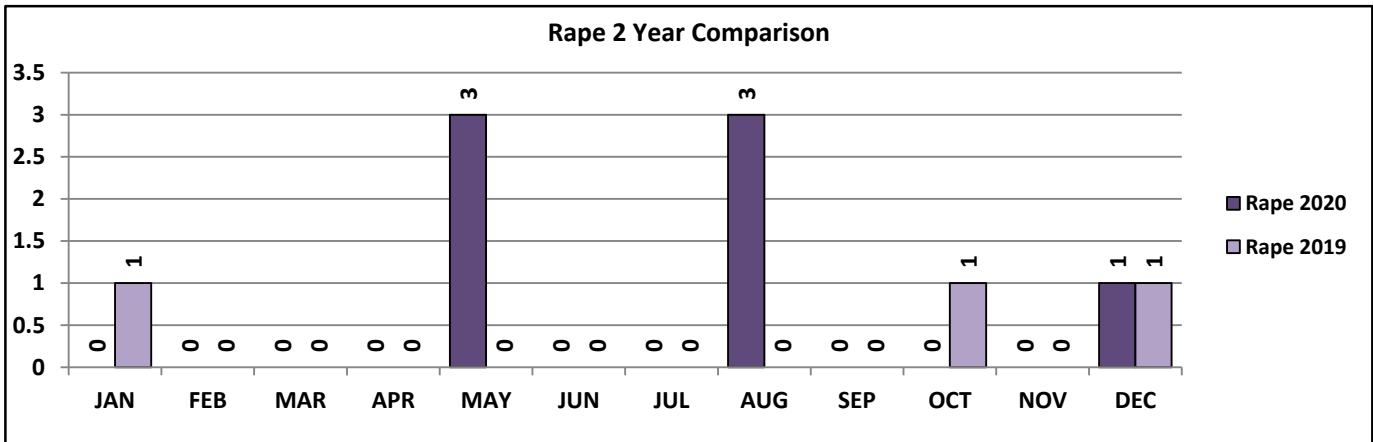
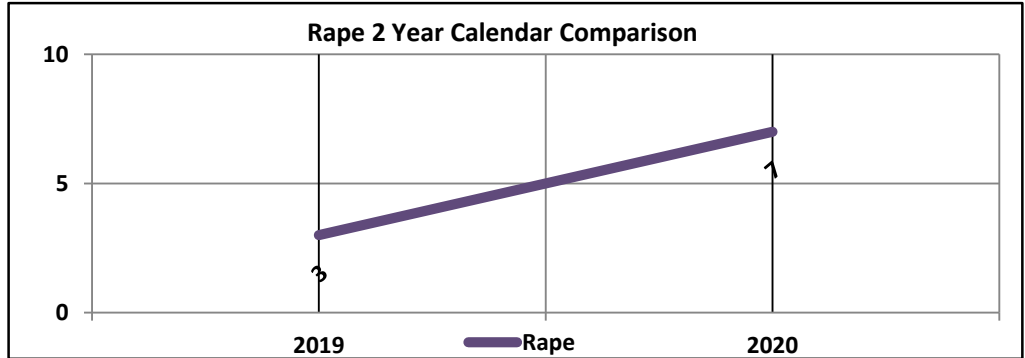
UCR Part 1 Crimes

Violent Crimes: 2 Year Calendar Comparison & YTD (same number of months comparison)

Report Prepared: 3/1/2021

Rape		2 Yr Calendar Comp		
	2020	2019	# Change	% Change
JAN	0	1	-1	-100.0%
FEB	0	0	0	#DIV/0!
MAR	0	0	0	#DIV/0!
APR	0	0	0	#DIV/0!
MAY	3	0	3	#DIV/0!
JUN	0	0	0	#DIV/0!
JUL	0	0	0	-100.0%
AUG	3	0	3	#DIV/0!
SEP	0	0	0	#DIV/0!
OCT	0	1	-1	-100.0%
NOV	0	0	0	#DIV/0!
DEC	1	1	0	0.0%
<b>Totals</b>	<b>7</b>	<b>3</b>	<b>4</b>	<b>133.3%</b>

2 Yr Calendar Comparison	
Rape	
2019	3
2020	7
# Change	4
% Change	133.3%



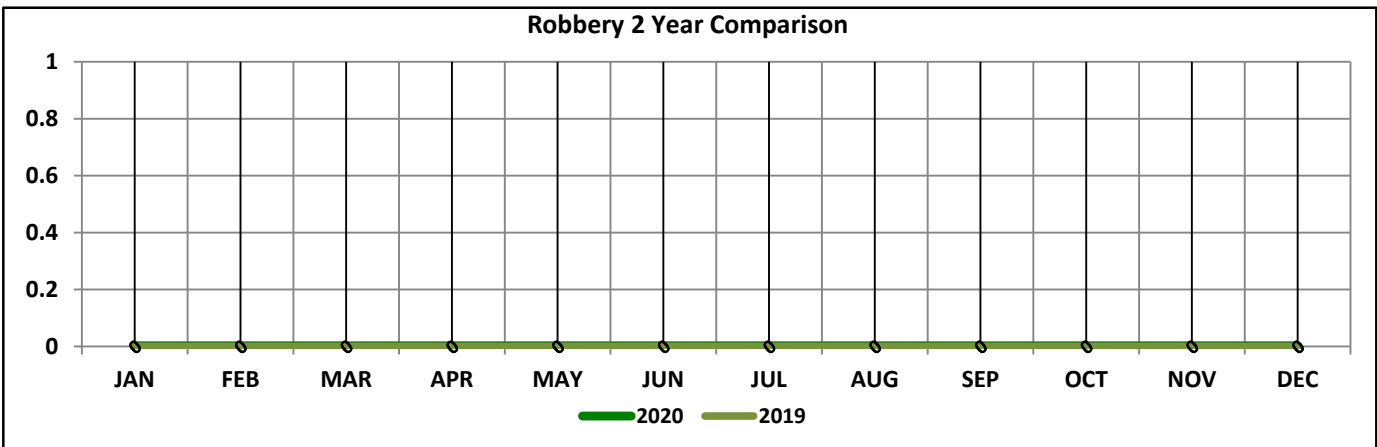
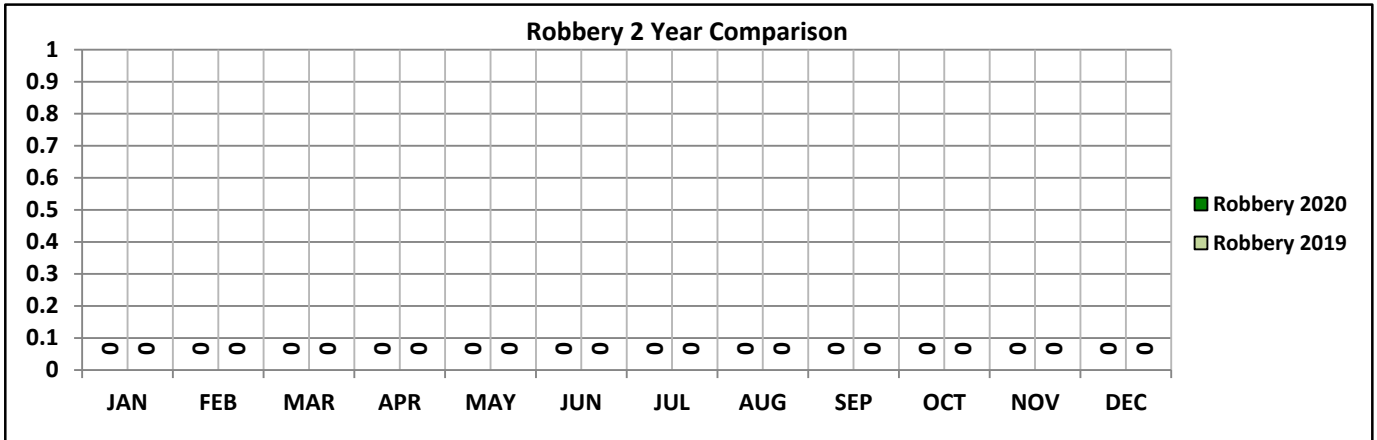
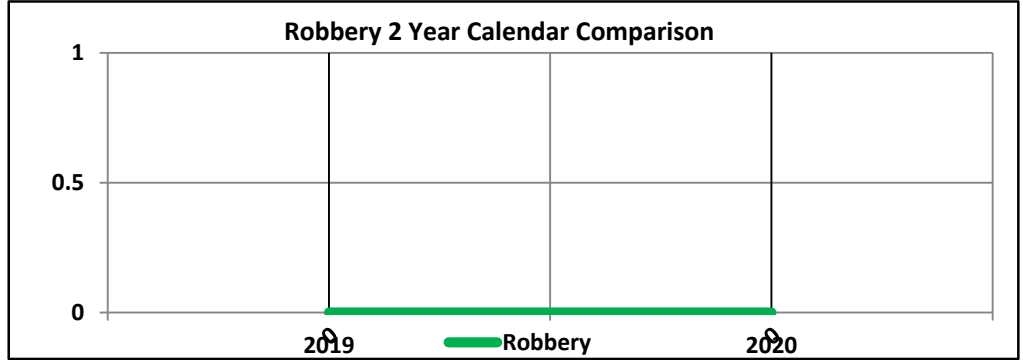
Report Prepared: 3/1/2021

UCR Part 1 Crimes

Violent Crimes: 2 Year Calendar Comparison & YTD (same number of months comparison)

	Robbery		2 Yr Calendar Comp	
	2020	2019	# Change	% Change
JAN	0	0	0	#DIV/0!
FEB	0	0	0	#DIV/0!
MAR	0	0	0	#DIV/0!
APR	0	0	0	#DIV/0!
MAY	0	0	0	#DIV/0!
JUN	0	0	0	#DIV/0!
JUL	0	0	0	#DIV/0!
AUG	0	0	0	#DIV/0!
SEP	0	0	0	#DIV/0!
OCT	0	0	0	#DIV/0!
NOV	0	0	0	#DIV/0!
DEC	0	0	0	#DIV/0!
<b>Totals</b>	<b>0</b>	<b>0</b>	<b>0</b>	<b>#DIV/0!</b>

2 Yr Calendar Comparison	
Robbery	
2019	0
2020	0
# Change	0
% Change	#DIV/0!



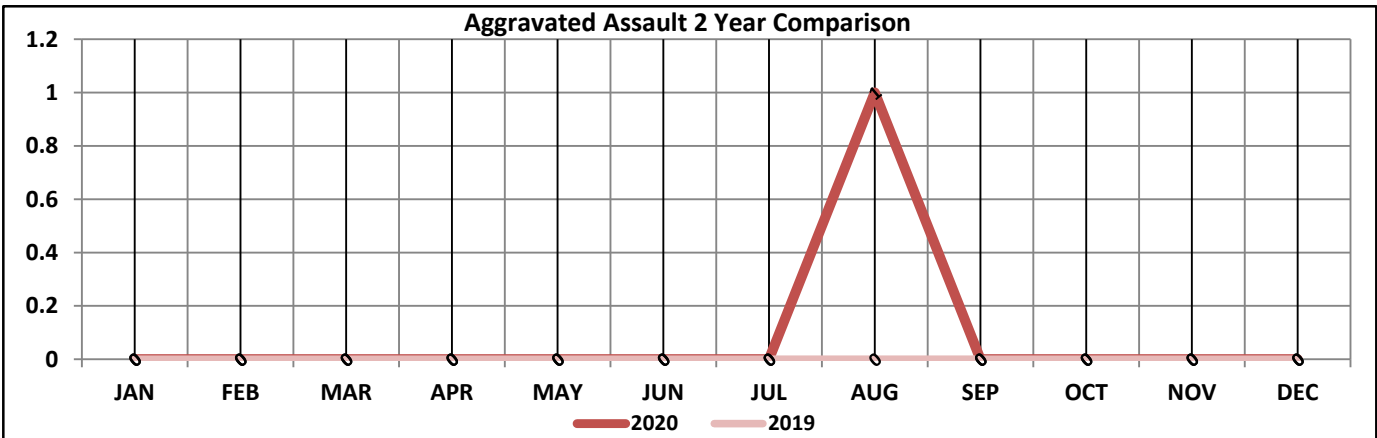
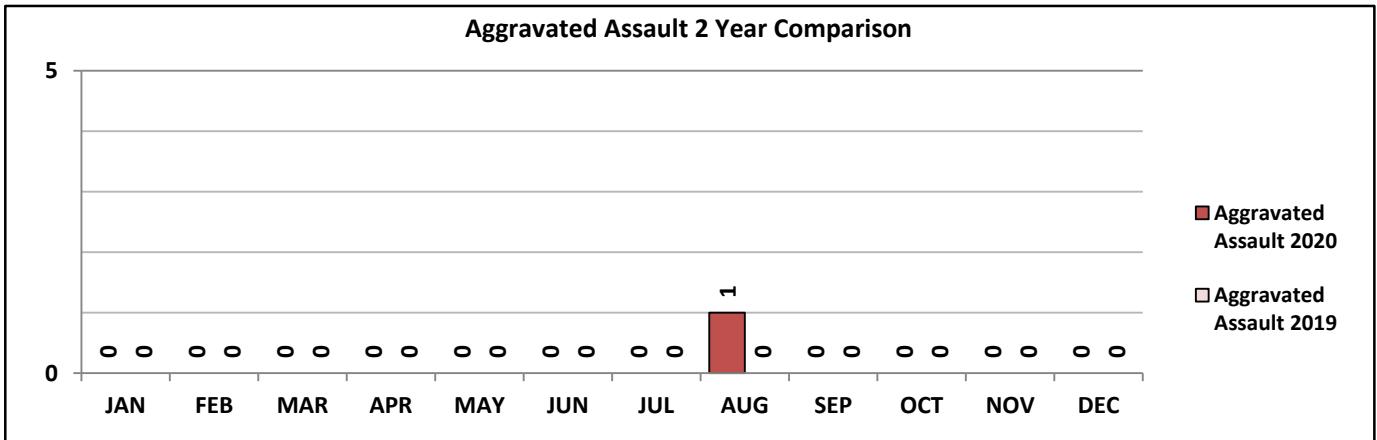
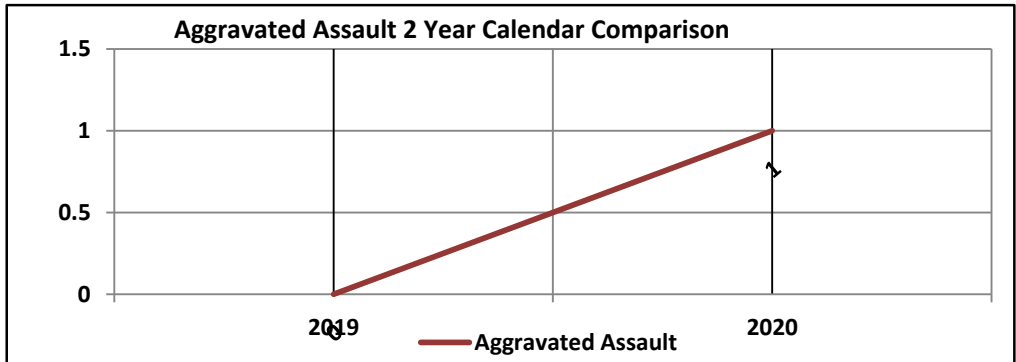
UCR Part 1 Crimes

Violent Crimes: 2 Year Calendar Comparison & YTD (same number of months comparison)

Report Prepared: 3/1/2021

Aggravated Assault		2 Yr Calendar Comp		
	2020	2019	# Change	% Change
JAN	0	0	0	#DIV/0!
FEB	0	0	0	#DIV/0!
MAR	0	0	0	#DIV/0!
APR	0	0	0	#DIV/0!
MAY	0	0	0	#DIV/0!
JUN	0	0	0	#DIV/0!
JUL	0	0	0	#DIV/0!
AUG	1	0	1	#DIV/0!
SEP	0	0	0	#DIV/0!
OCT	0	0	0	#DIV/0!
NOV	0	0	0	#DIV/0!
DEC	0	0	0	#DIV/0!
<b>Totals</b>	<b>1</b>	<b>0</b>	<b>1</b>	<b>#DIV/0!</b>

2 Yr Calendar Comparison	
Aggravated Assault	
2019	0
2020	1
# Change	1
% Change	#DIV/0!







*Were Driven!*

**DATA-DRIVEN - ACCOUNTABILITY-DRIVEN - SERVICE-DRIVEN**

**2 Year MONTHLY Comparison**

**Property Crimes**

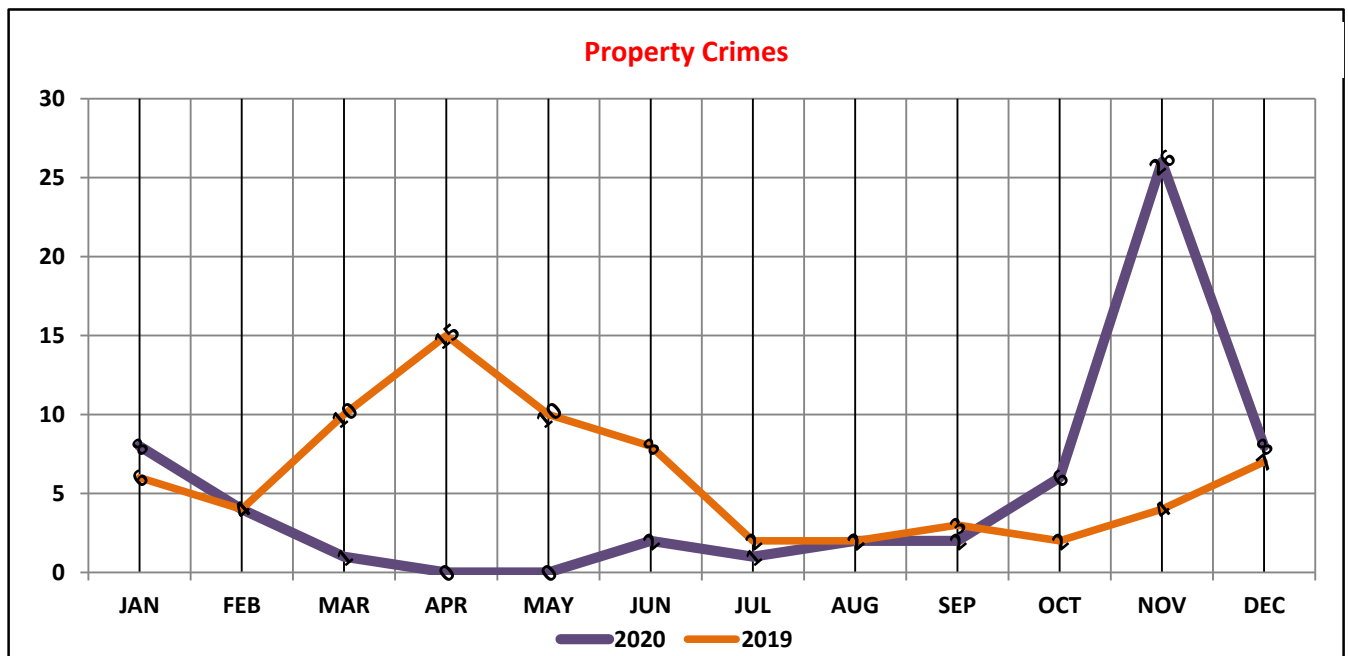
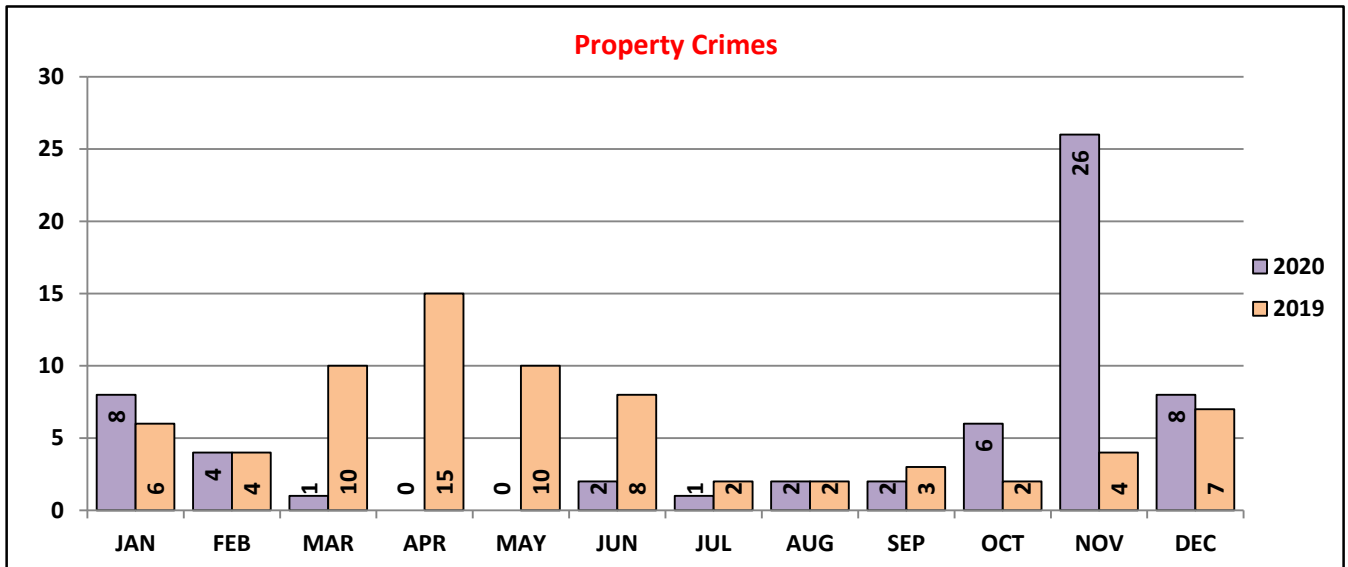
**Return A - Monthly Return of Offenses Known to the Police**

UCR Part 1 Crimes

Property Crimes

Report Prepared: 3/1/2021

2 Year Calendar Comparison				
	2020	2019	# Change	% Change
JAN	8	6	2	33.3%
FEB	4	4	0	0.0%
MAR	1	10	-9	-90.0%
APR	0	15	-15	-100.0%
MAY	0	10	-10	-100.0%
JUN	2	8	-6	-75.0%
JUL	1	2	-1	-50.0%
AUG	2	2	0	0.0%
SEP	2	3	-1	-33.3%
OCT	6	2	4	200.0%
NOV	26	4	22	550.0%
DEC	8	7	1	14.3%
<b>Totals</b>	<b>60</b>	<b>73</b>	<b>-13</b>	<b>-17.8%</b>



UCR Part 1 Crimes

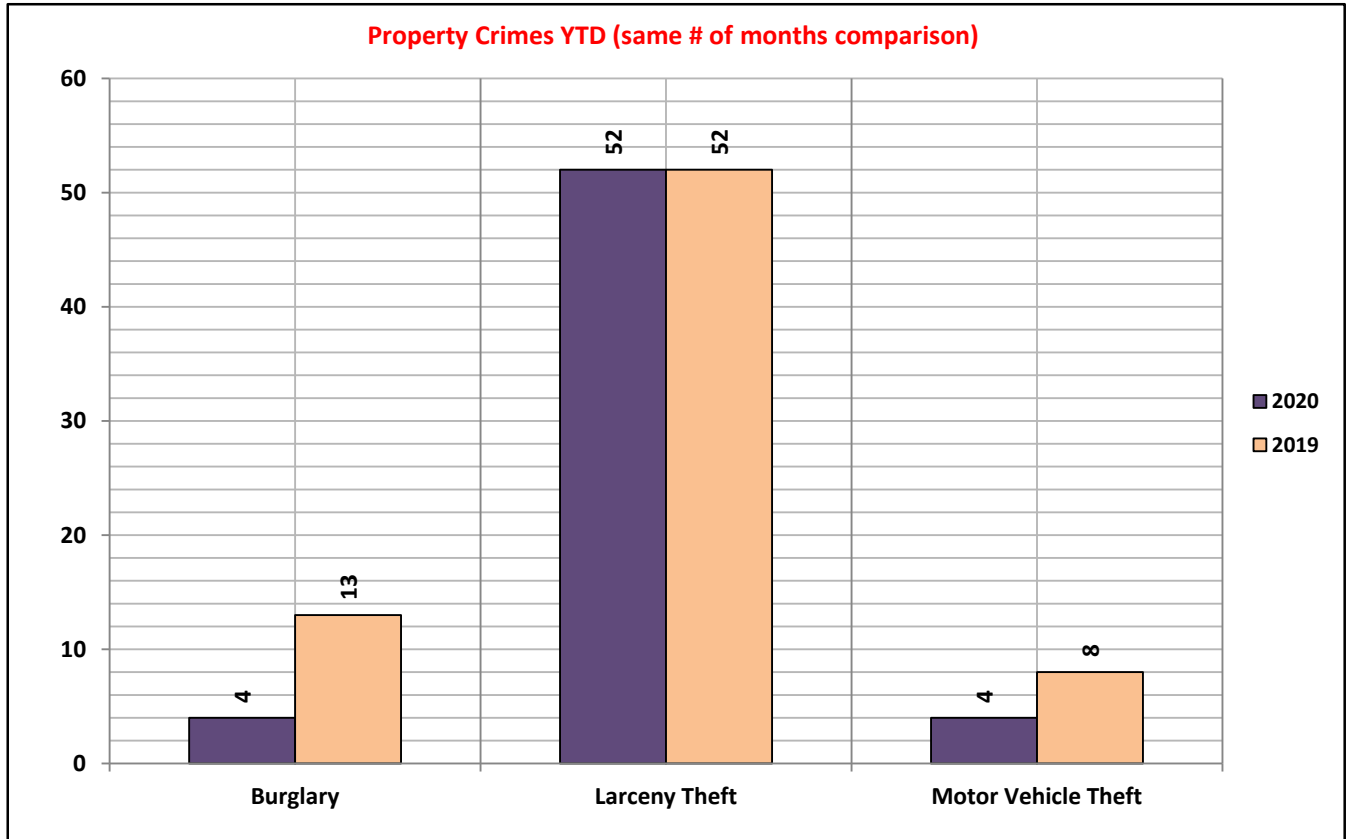
Property Crimes

Report Prepared: 3/1/2021

2 Year Calendar Comparison

	2020	2019	# Change	% Change
<b>Burglary</b>	4	13	-9	-69.2%
<b>Larceny Theft</b>	52	52	0	0.0%
<b>Motor Vehicle Theft</b>	4	8	-4	-50.0%
<b>Totals</b>	<b>60</b>	<b>73</b>	<b>-13</b>	<b>-17.8%</b>

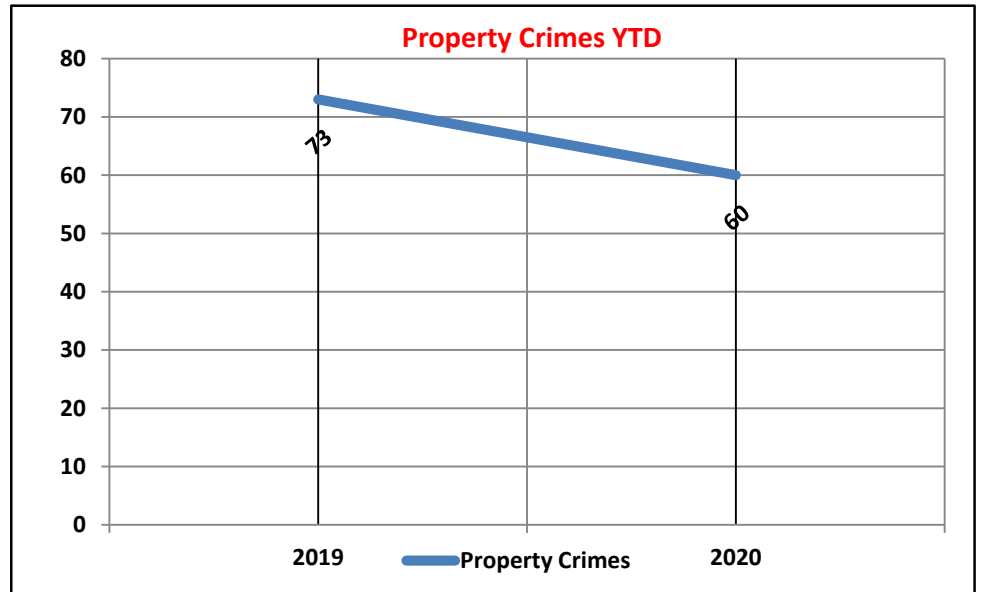
Property Crimes YTD (same # of months comparison)



2 Year Calendar Comparison

Property Crimes	
2019	73
2020	60
# Change	-13
% Change	-17.8%

Property Crimes YTD



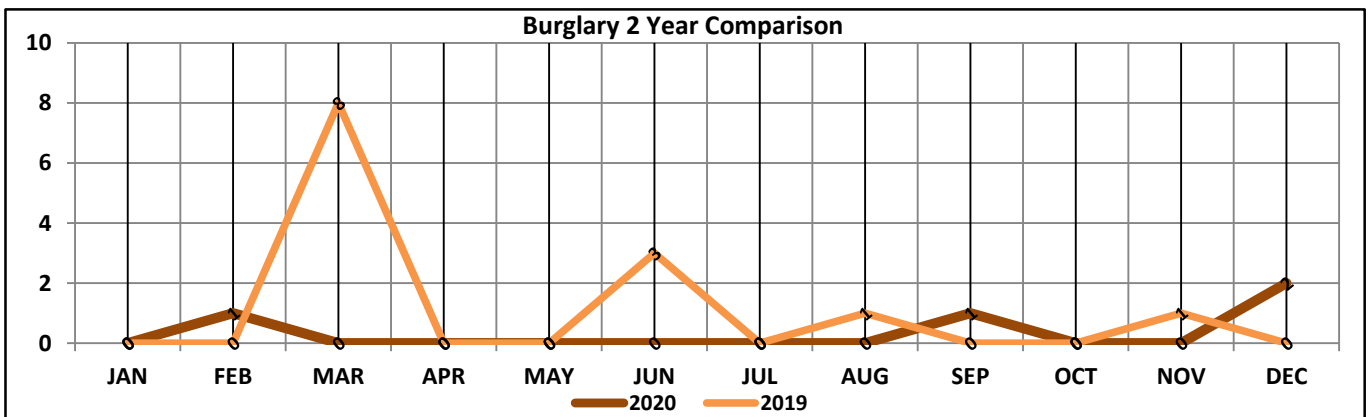
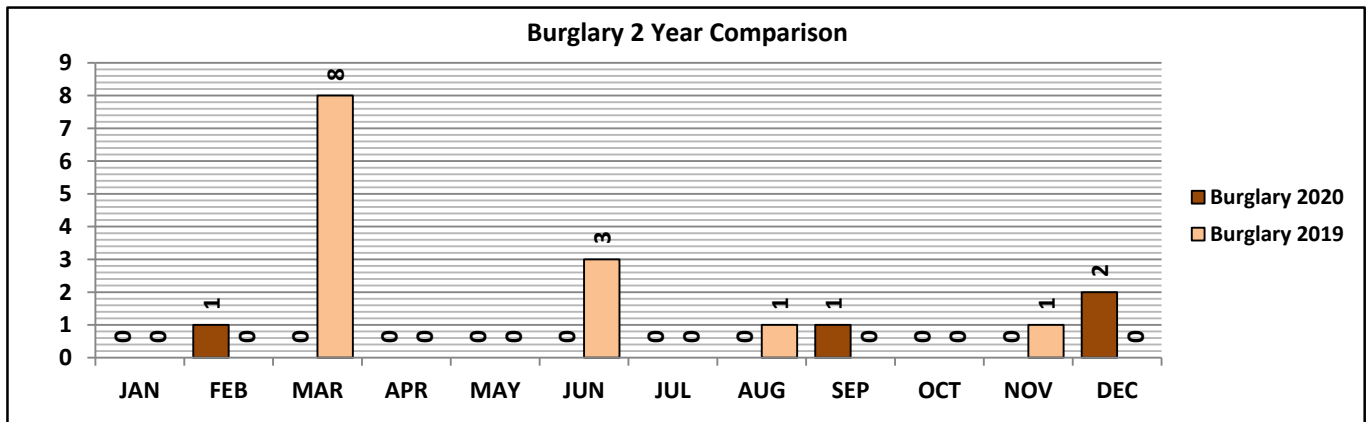
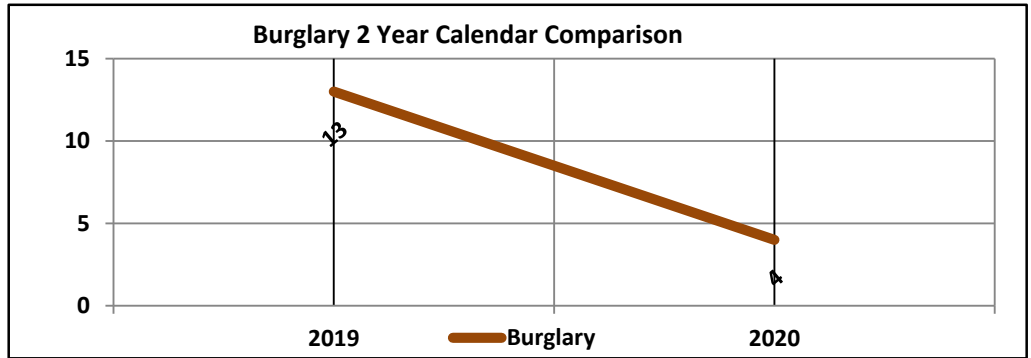
UCR Part 1 Crimes

Property Crimes: 2 Year Calendar Comparison & YTD (same number of months comparison)

Report Prepared: 3/1/2021

Burglary		2 Yr Calendar Comp			
	2020	2019	# Change	% Change	
JAN	0	0	0	#DIV/0!	
FEB	1	0	1	#DIV/0!	
MAR	0	8	-8	-100.0%	
APR	0	0	0	#DIV/0!	
MAY	0	0	0	#DIV/0!	
JUN	0	3	-3	-100.0%	
JUL	0	0	0	#DIV/0!	
AUG	0	1	-1	-100.0%	
SEP	1	0	1	#DIV/0!	
OCT	0	0	0	#DIV/0!	
NOV	0	1	-1	-100.0%	
DEC	2	0	2	#DIV/0!	
<b>Totals</b>	<b>4</b>	<b>13</b>	<b>-9</b>	<b>-69.2%</b>	

2 Year Calendar Comparison	
<i>Burglary</i>	
2019	13
2020	4
# Change	-9
% Change	-69.2%



Report Prepared: 3/1/2021

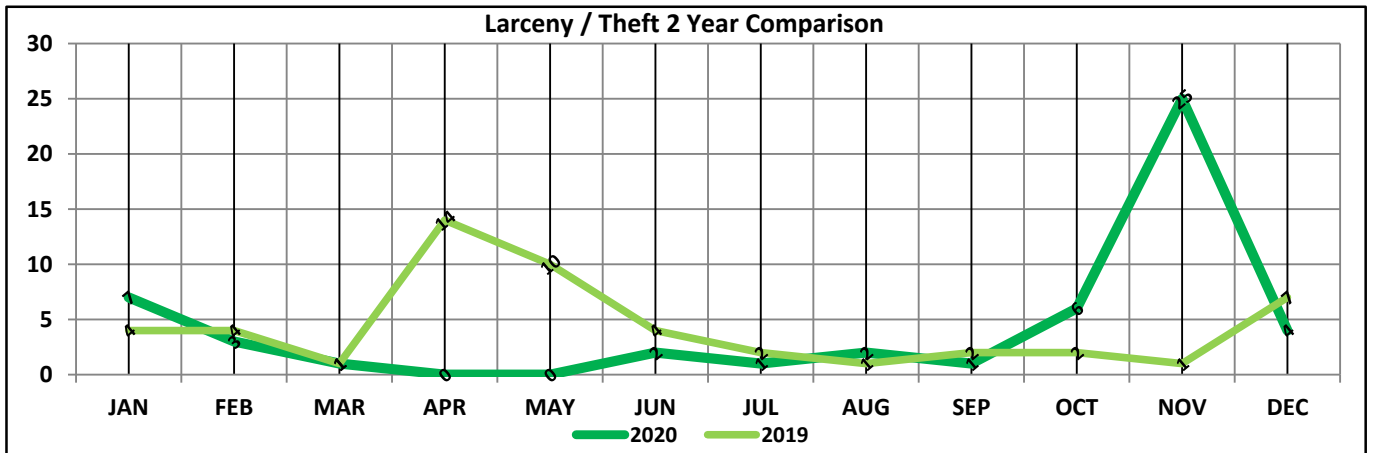
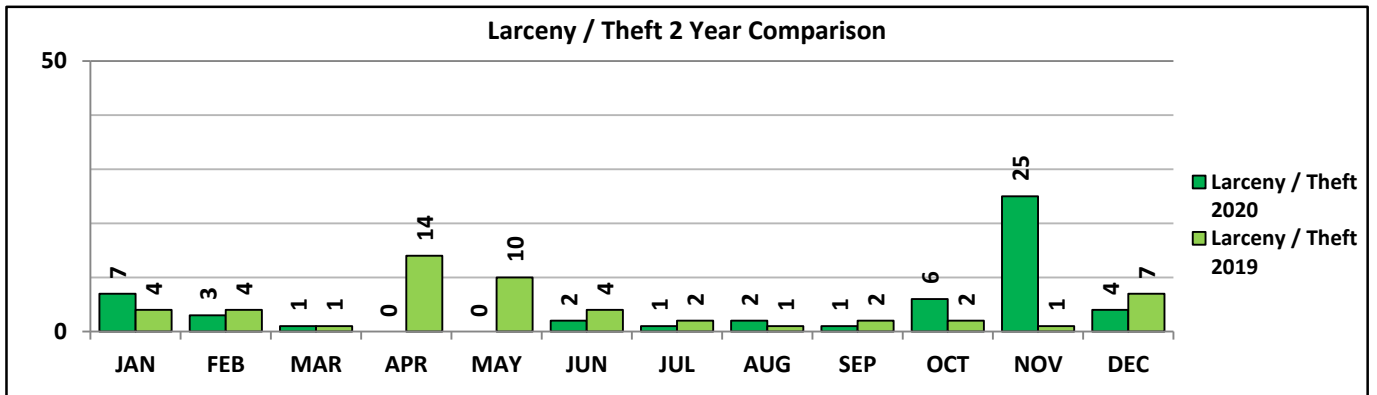

Larceny / Theft 2 Yr Calendar Comp

UCR Part 1 Crimes

Property Crimes: 2 Year Calendar Comparison & YTD (same number of months comparison)

	2020	2019	# Change	% Change
JAN	7	4	3	75.0%
FEB	3	4	-1	-25.0%
MAR	1	1	0	0.0%
APR	0	14	-14	-100.0%
MAY	0	10	-10	-100.0%
JUN	2	4	-2	-50.0%
JUL	1	2	-1	-50.0%
AUG	2	1	1	100.0%
SEP	1	2	-1	-50.0%
OCT	6	2	4	200.0%
NOV	25	1	24	2400.0%
DEC	4	7	-3	-42.9%
<b>Totals</b>	<b>52</b>	<b>52</b>	<b>0</b>	<b>0.0%</b>

2 Year Calendar Comparison	
<b>Larceny Theft</b>	
2019	52
2020	52
# Change	0
% Change	0.0%



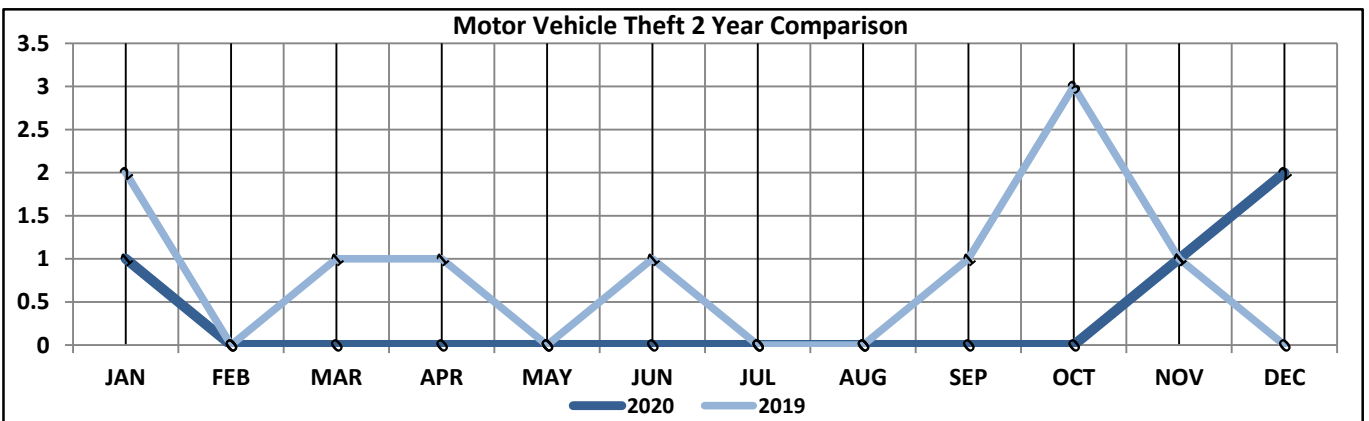
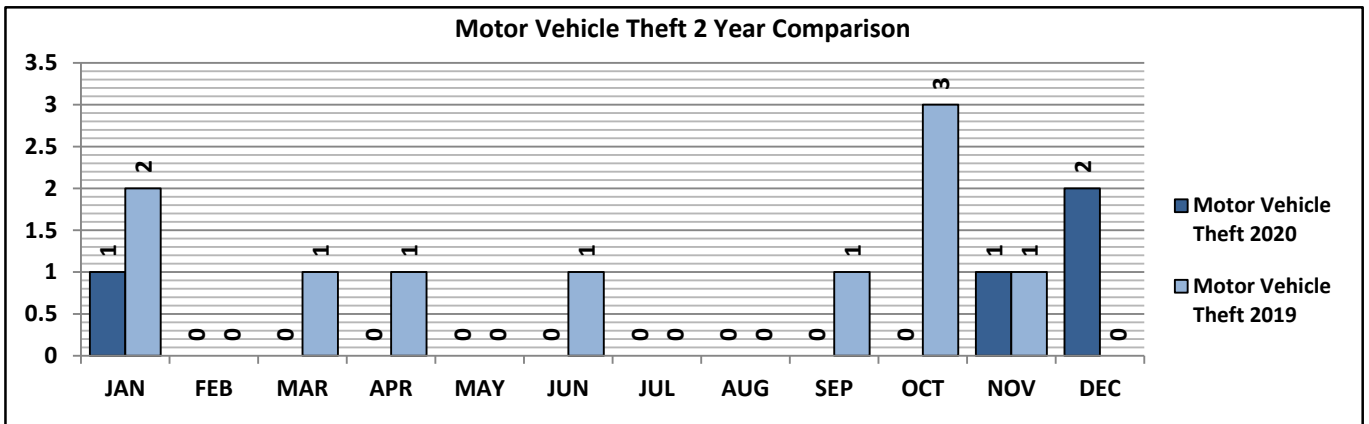
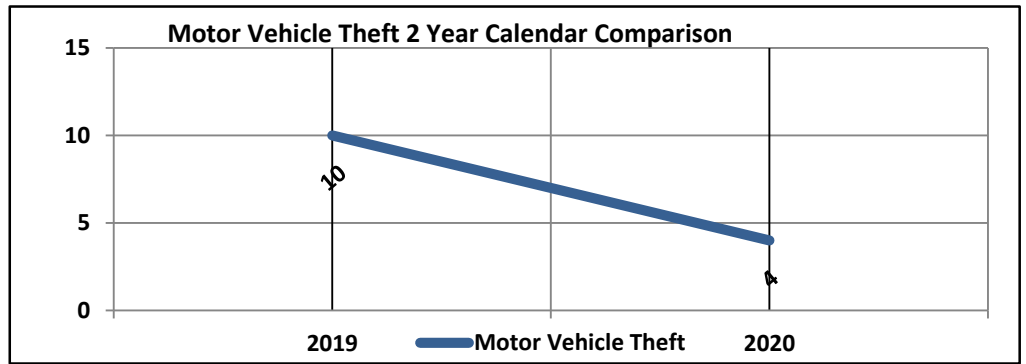
UCR Part 1 Crimes

Property Crimes: 2 Year Calendar Comparison & YTD (same number of months comparison)

Report Prepared: 3/1/2021

Motor Vehicle Theft 2 Yr Calendar Comp					
	2020	2019	# Change	% Change	
JAN	1	2	-1	-50.0%	
FEB	0	0	0	#DIV/0!	
MAR	0	1	-1	-100.0%	
APR	0	1	-1	-100.0%	
MAY	0	0	0	#DIV/0!	
JUN	0	1	-1	-100.0%	
JUL	0	0	0	#DIV/0!	
AUG	0	0	0	#DIV/0!	
SEP	0	1	-1	-100.0%	
OCT	0	3	-3	-100.0%	
NOV	1	1	0	0.0%	
DEC	2	0	2	#DIV/0!	
<b>Totals</b>	<b>4</b>	<b>10</b>	<b>-6</b>	<b>-60.0%</b>	

2 Year Calendar Comparison	
<b>Motor Vehicle Theft</b>	
2019	10
2020	4
# Change	-6
% Change	-60.0%





*Were Driven!*

**DATA-DRIVEN - ACCOUNTABILITY-DRIVEN - SERVICE-DRIVEN**

**2 Year MONTHLY Comparison**

**Arrests: Adults & Juveniles**

**Return A - Monthly Return of Offenses Known to the Police**

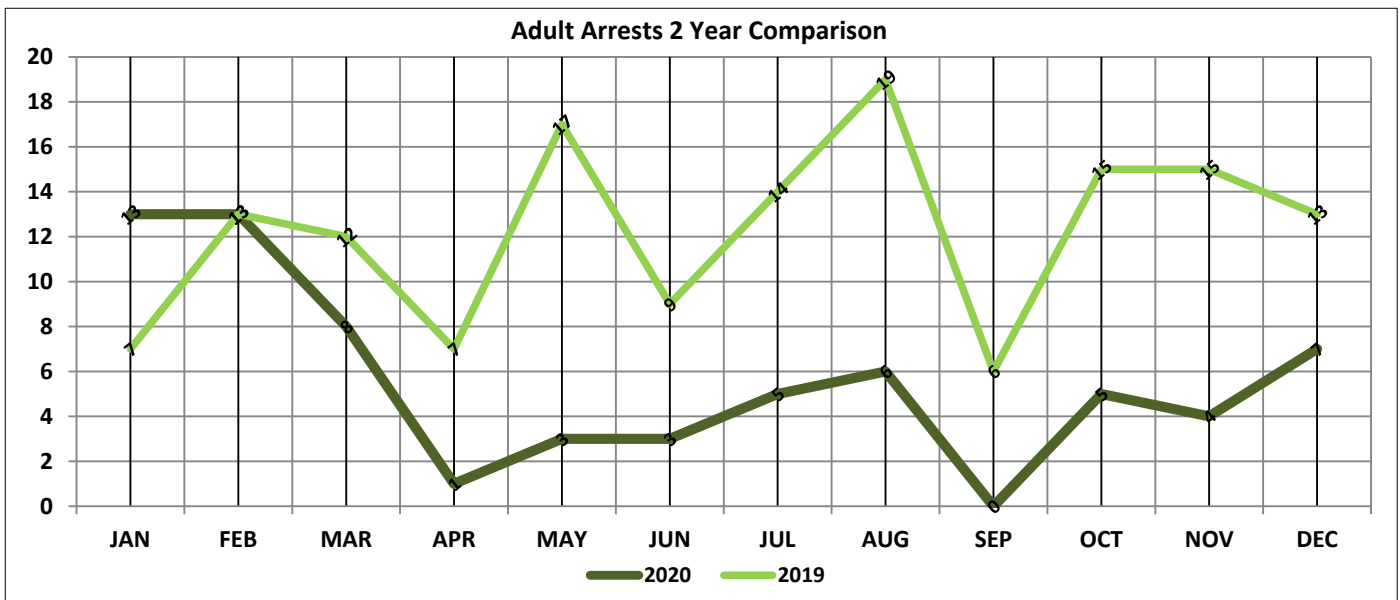
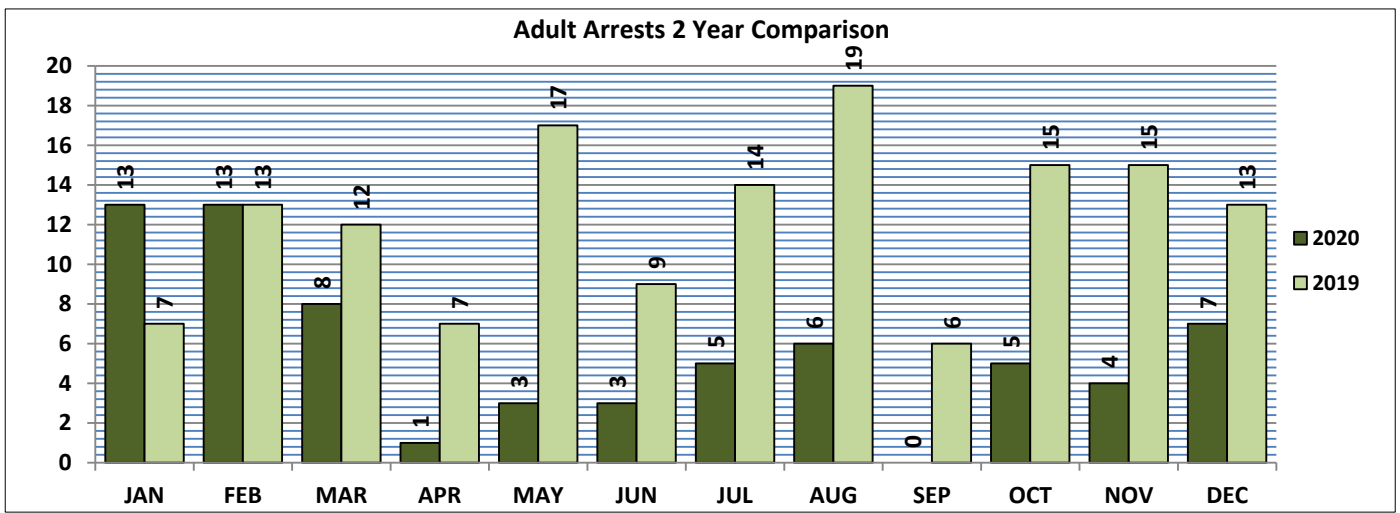
**Arrests: Adults (ages 17 years to 65+ years) & Juveniles (ages 10 years to 16 years)  
2 Year Calendar Comparison & YTD (same number of months comparison)**

Report Prepared: 3/1/2021

**Adult Arrests 2 Yr Calendar Comp**

	2020	2019	# Change	% Change
JAN	13	7	6	85.7%
FEB	13	13	0	0.0%
MAR	8	12	-4	-33.3%
APR	1	7	-6	-85.7%
MAY	3	17	-14	-82.4%
JUN	3	9	-6	-66.7%
JUL	5	14	-9	-64.3%
AUG	6	19	-13	-68.4%
SEP	0	6	-6	-100.0%
OCT	5	15	-10	-66.7%
NOV	4	15	-11	-73.3%
DEC	7	13	-6	-46.2%
<b>Totals</b>	<b>68</b>	<b>147</b>	<b>-79</b>	<b>-53.7%</b>

Denotes Covid-19 Restrictions

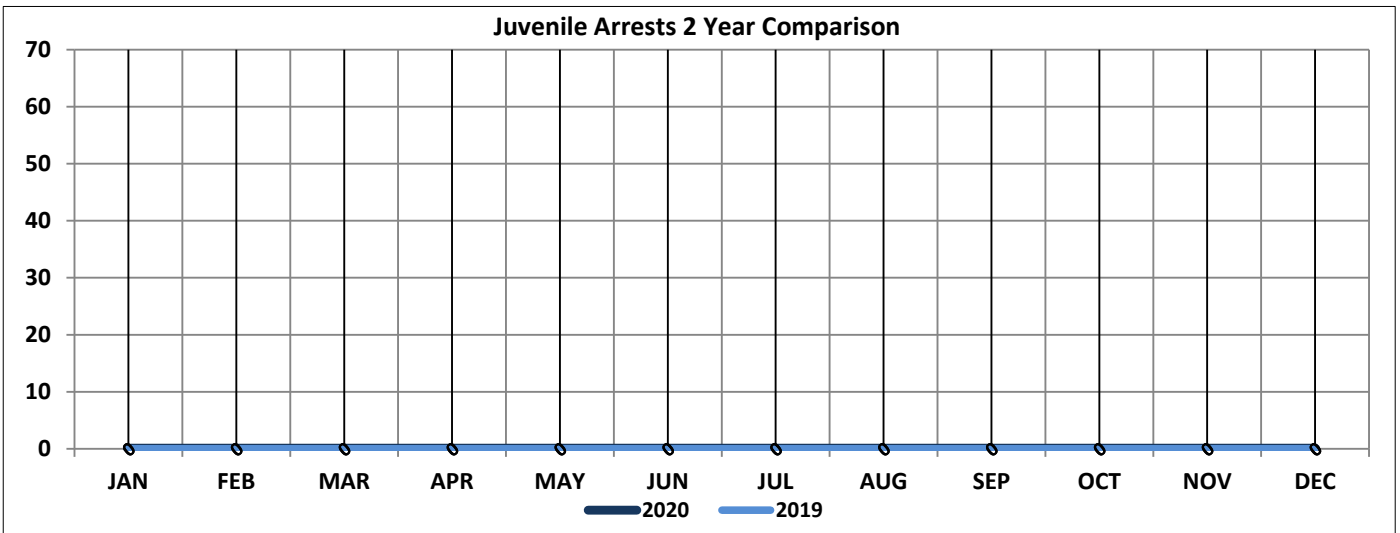
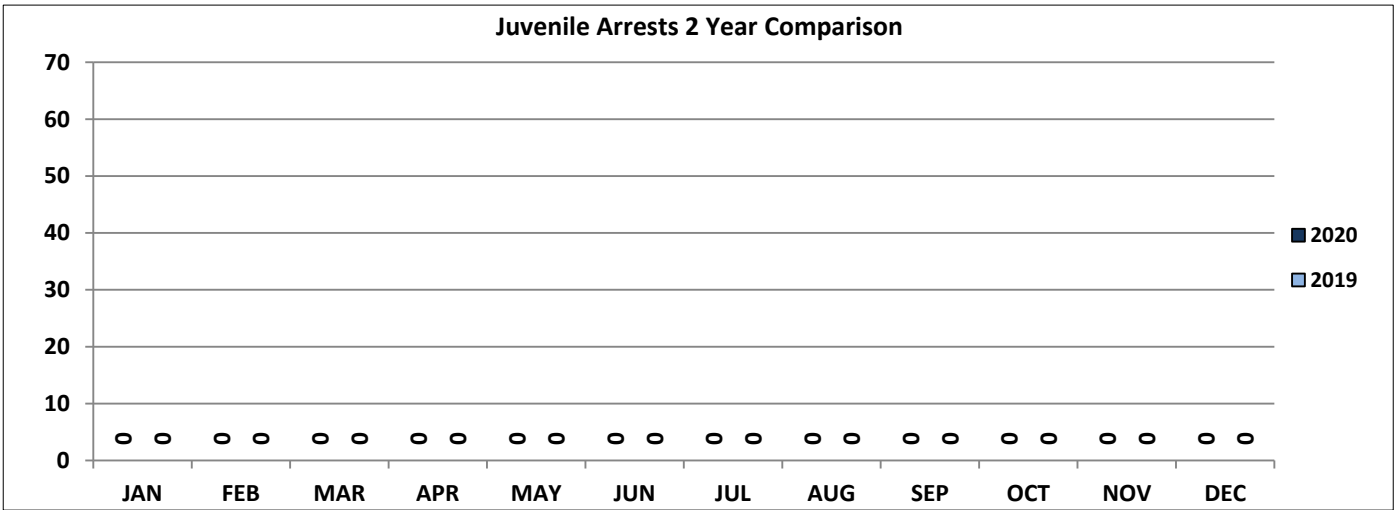




**Arrests: Adults (ages 17 years to 65+ years) & Juveniles (ages 10 years to 16 years)  
2 Year Calendar Comparison & YTD (same number of months comparison)**

Report Prepared: 3/1/2021

Juvenile Arrests 2 Yr Calendar Comp				
	2020	2019	# Change	% Change
JAN	0	0	0	#DIV/0!
FEB	0	0	0	#DIV/0!
MAR	0	0	0	#DIV/0!
APR	0	0	0	#DIV/0!
MAY	0	0	0	#DIV/0!
JUN	0	0	0	#DIV/0!
JUL	0	0	0	#DIV/0!
AUG	0	0	0	#DIV/0!
SEP	0	0	0	#DIV/0!
OCT	0	0	0	#DIV/0!
NOV	0	0	0	#DIV/0!
DEC	0	0	0	#DIV/0!
<b>Totals</b>	<b>0</b>	<b>0</b>	<b>0</b>	<b>#DIV/0!</b>





*Were Driven!*

**DATA-DRIVEN - ACCOUNTABILITY-DRIVEN - SERVICE-DRIVEN**

**2 Year MONTHLY Comparison**

**Calls for Service**

## Calls for Service

### 2 Year Calendar Comparison & YTD (same number of months comparison)

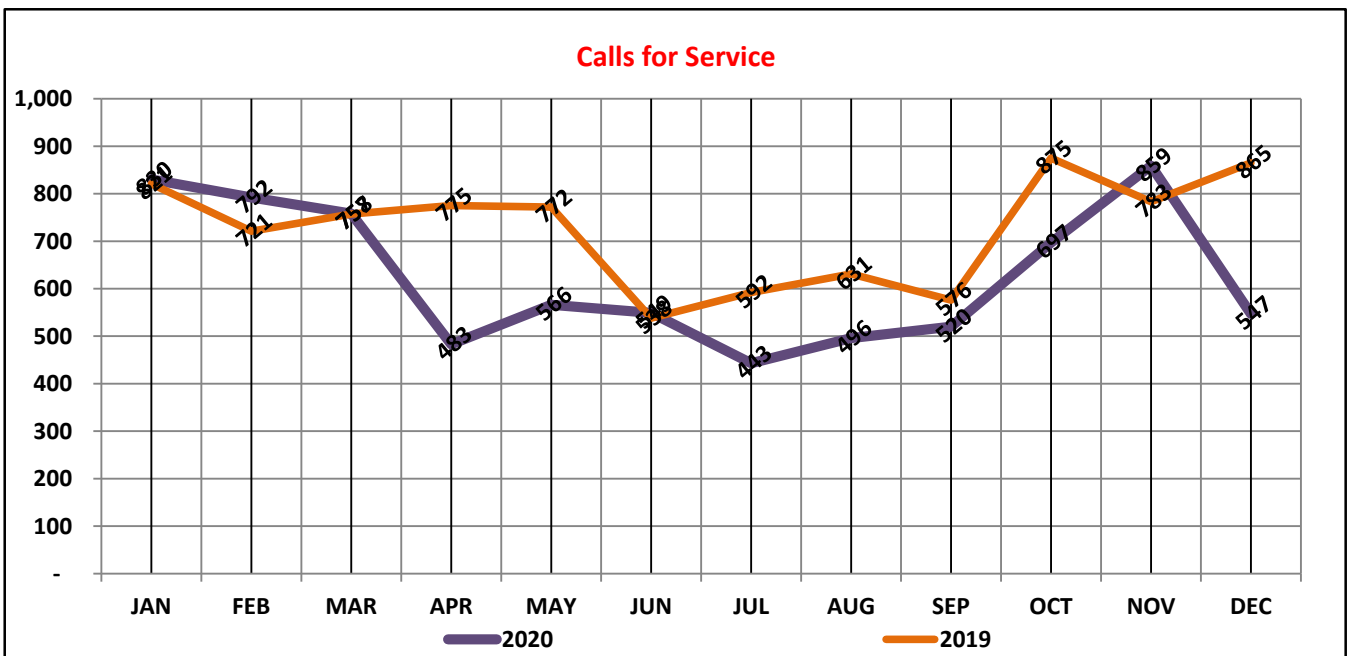
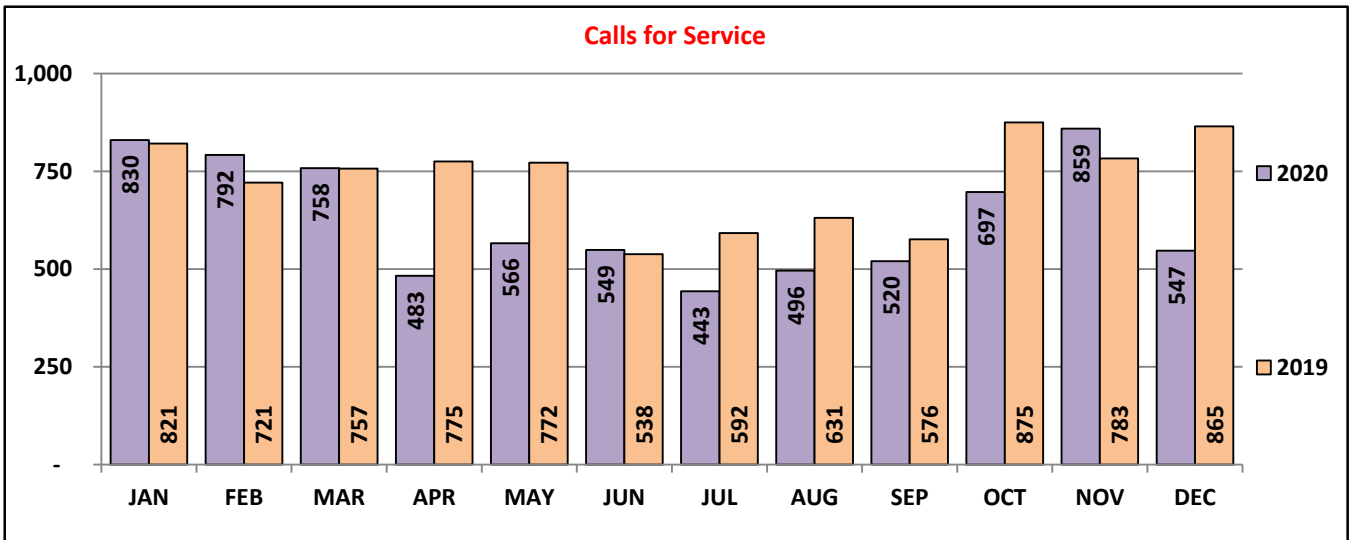
Report Prepared:

3/1/2021

#### 2 Year Calendar Comparison

	2020	2019	# Change	% Change
JAN	830	821	9	1.1%
FEB	792	721	71	9.8%
MAR	758	757	1	0.1%
APR	483	775	-292	-37.7%
MAY	566	772	-206	-26.7%
JUN	549	538	11	2.0%
JUL	443	592	-149	-25.2%
AUG	496	631	-135	-21.4%
SEP	520	576	-56	-9.7%
OCT	697	875	-178	-20.3%
NOV	859	783	76	9.7%
DEC	547	865	-318	-36.8%
<b>Totals</b>	<b>7,540</b>	<b>8,706</b>	<b>-1166</b>	<b>-13.4%</b>

\*Note: These Calls for Service include all of the "Officer Initiated Activity" (such as: Check Business, Check Residence, Traffic Stops, etc). By adding all the "Officer Initiated Activity" a more accurate representation of total calls for service and work product of the officers can be realized.



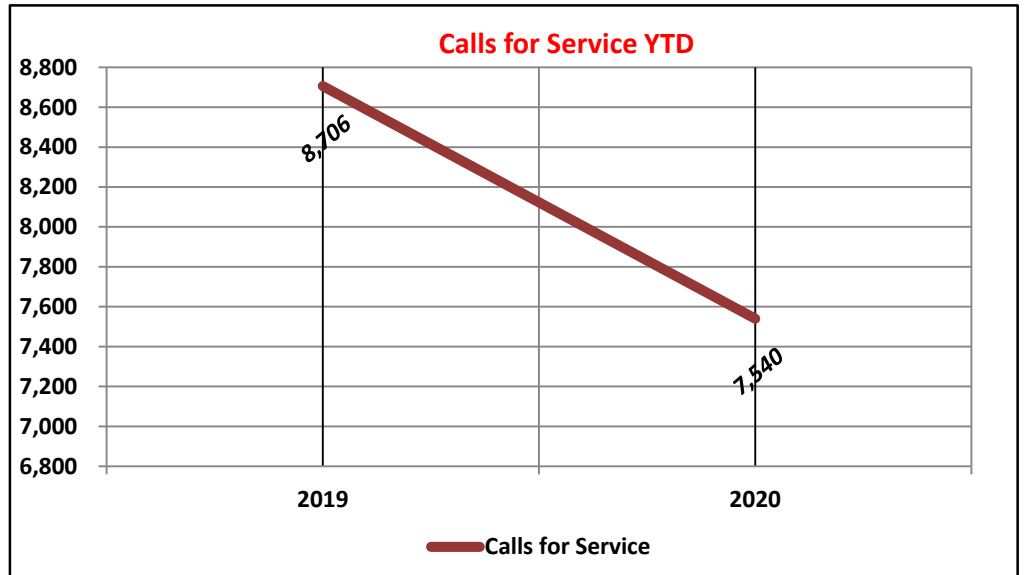
Report Prepared:

3/1/2021

# Calls for Service

## 2 Year Calendar Comparison & YTD (same number of months comparison)

2 Year Calendar Comparison	
Calls for Service	
2019	8,706
2020	7,540
# Change	-1,166
% Change	-13.4%





*Were Driven!*

**DATA-DRIVEN - ACCOUNTABILITY-DRIVEN - SERVICE-DRIVEN**

**2 Year MONTHLY Comparison**

**Citations**

ALL Citations

2 Year Calendar Comparison & YTD (same number of months comparison)

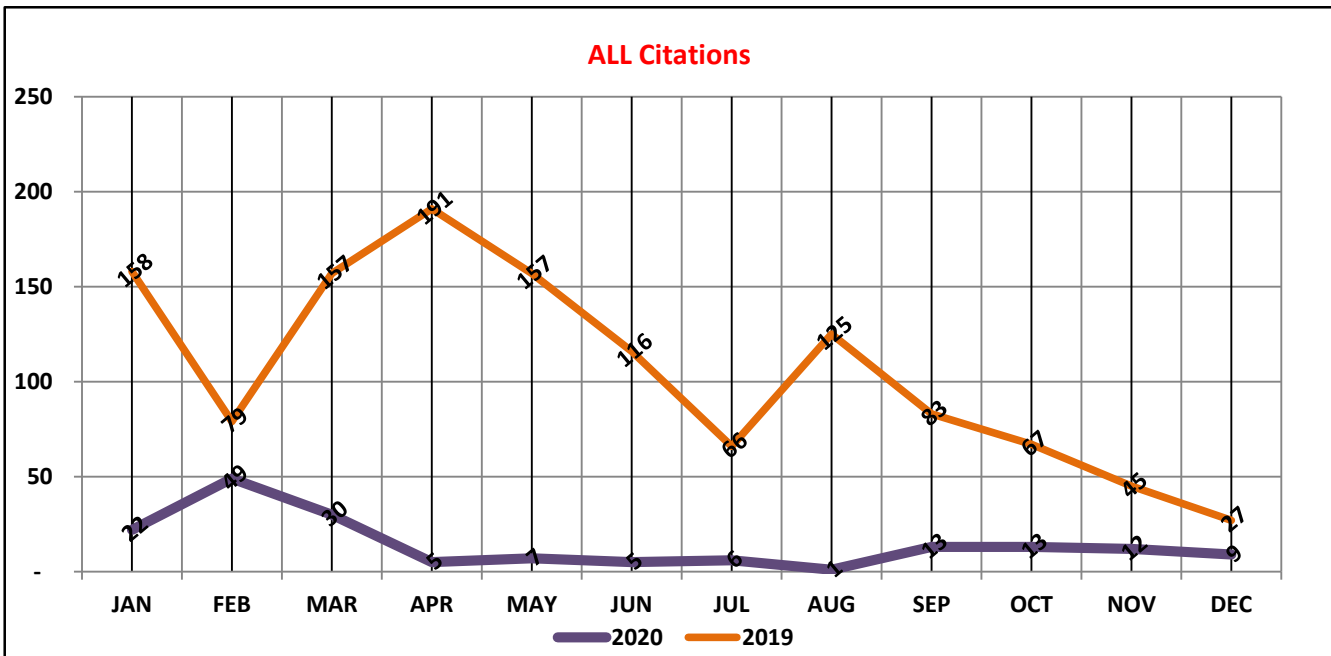
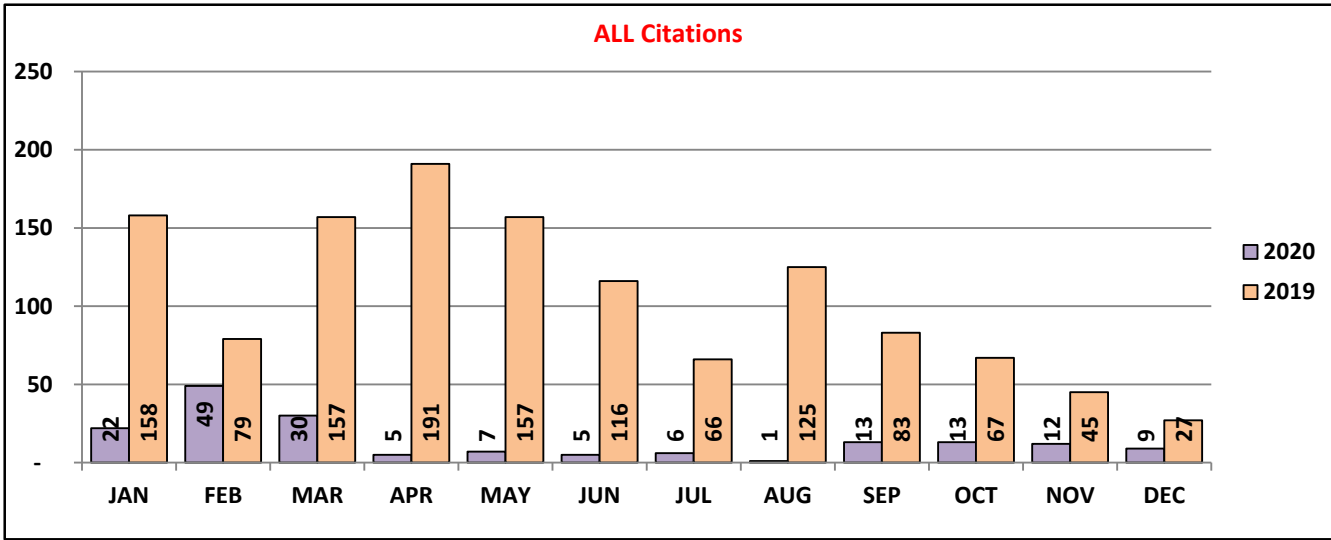
Report Prepared:

3/1/2021

2 Year Calendar Comparison

	2020	2019	# Change	% Change
JAN	22	158	-136	-86.1%
FEB	49	79	-30	-38.0%
MAR	30	157	-127	-80.9%
APR	5	191	-186	-97.4%
MAY	7	157	-150	-95.5%
JUN	5	116	-111	-95.7%
JUL	6	66	-60	-90.9%
AUG	1	125	-124	-99.2%
SEP	13	83	-70	-84.3%
OCT	13	67	-54	-80.6%
NOV	12	45	-33	-73.3%
DEC	9	27	-18	-66.7%
<b>Totals</b>	<b>172</b>	<b>1,271</b>	<b>-1099</b>	<b>-86.5%</b>

Denotes Covid-19 Restrictions



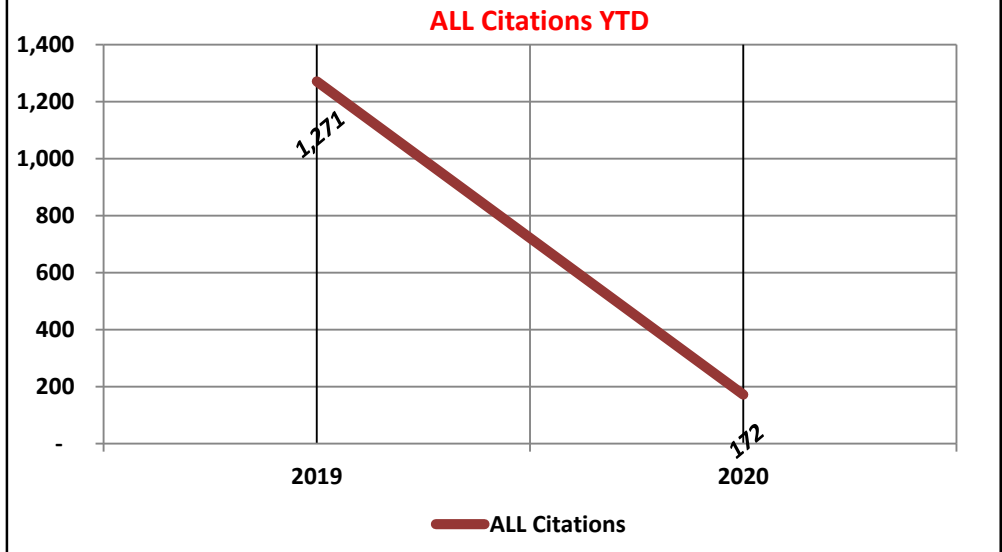
Report Prepared:

3/1/2021

### ALL Citations

#### 2 Year Calendar Comparison & YTD (same number of months comparison)

2 Year Calendar Comparison	
ALL Citations	
2019	1,271
2020	172
# Change	-1099
% Change	-86.5%





*Were Driven!*

**DATA-DRIVEN - ACCOUNTABILITY-DRIVEN - SERVICE-DRIVEN**

**2 Year MONTHLY Comparison**

**Traffic Contacts**



### Traffic Contacts

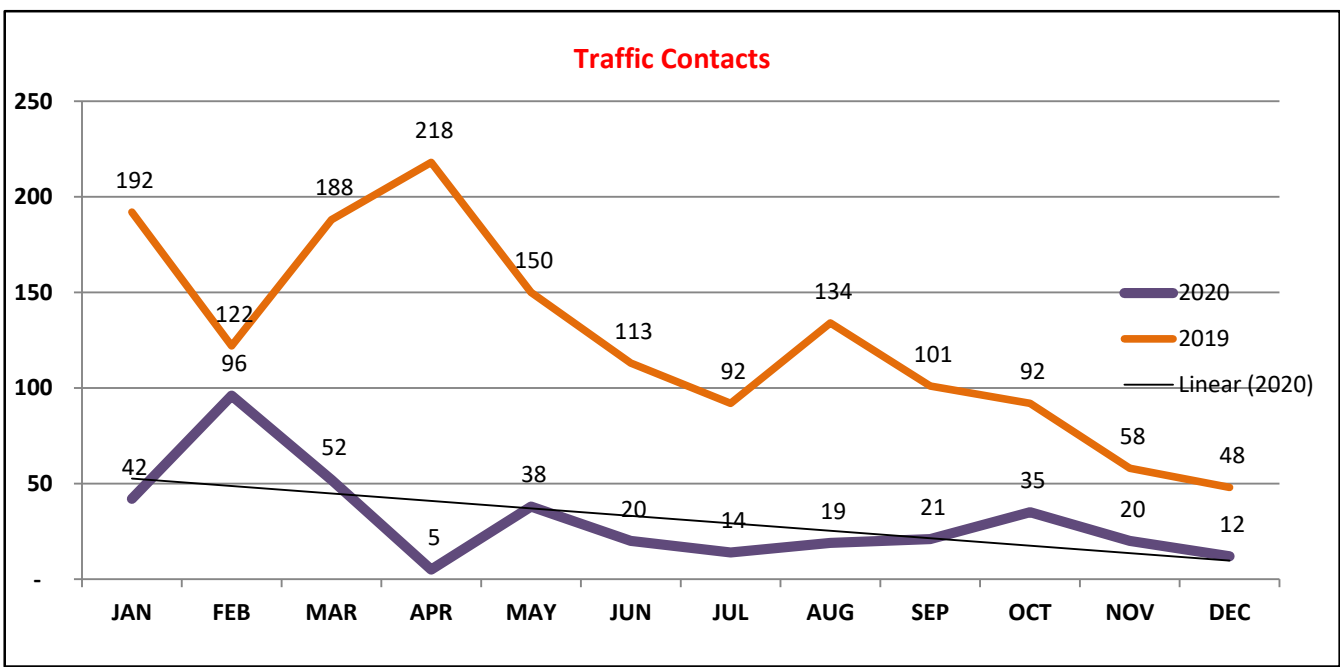
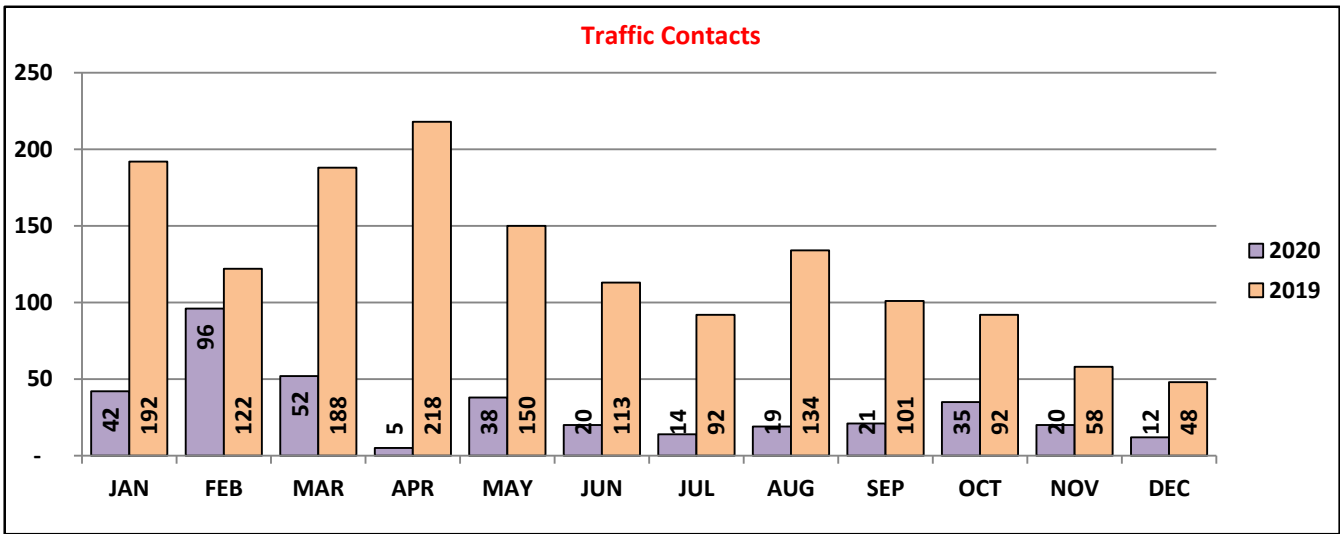
### 2 Year Calendar Comparison & YTD (same number of months comparison)

Report Prepared:

3/1/2021

2 Year Calendar Comparison				
	2020	2019	# Change	% Change
JAN	42	192	-150	-78.1%
FEB	96	122	-26	-21.3%
MAR	52	188	-136	-72.3%
APR	5	218	-213	-97.7%
MAY	38	150	-112	-74.7%
JUN	20	113	-93	-82.3%
JUL	14	92	-78	-84.8%
AUG	19	134	-115	-85.8%
SEP	21	101	-80	-79.2%
OCT	35	92	-57	-62.0%
NOV	20	58	-38	-65.5%
DEC	12	48	-36	-75.0%
<b>Totals</b>	<b>374</b>	<b>1,508</b>	<b>-1,134</b>	<b>-75.2%</b>

Denotes Covid-19 Restrictions

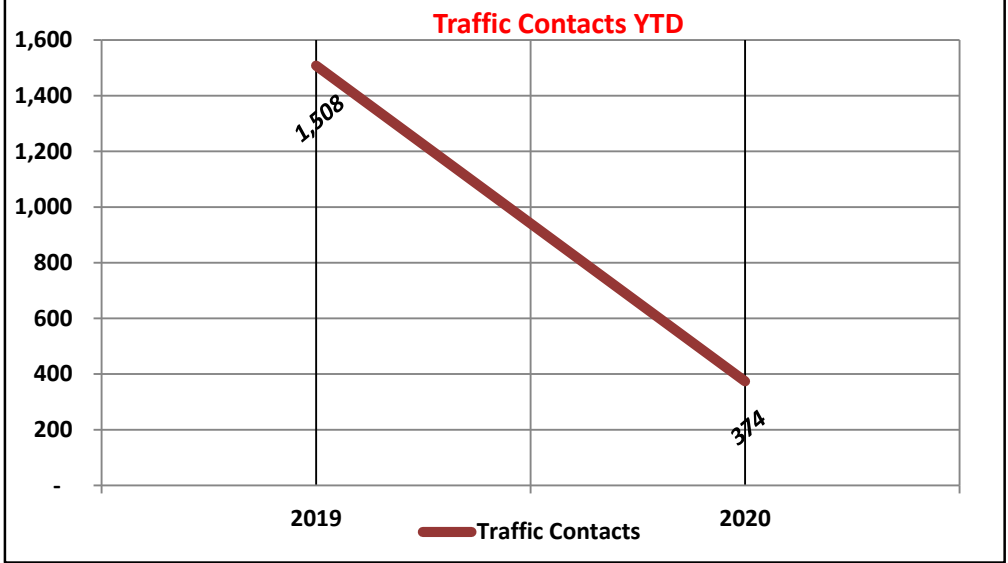


Report Prepared:

3/1/2021

**2 Year Calendar  
Comparison**

Traffic Contacts	
2019	1,508
2020	374
# Change	(1,134)
% Change	-75.2%





*Were Driven!*

**DATA-DRIVEN - ACCOUNTABILITY-DRIVEN - SERVICE-DRIVEN**

**2 Year MONTHLY Comparison**

**Crashes**

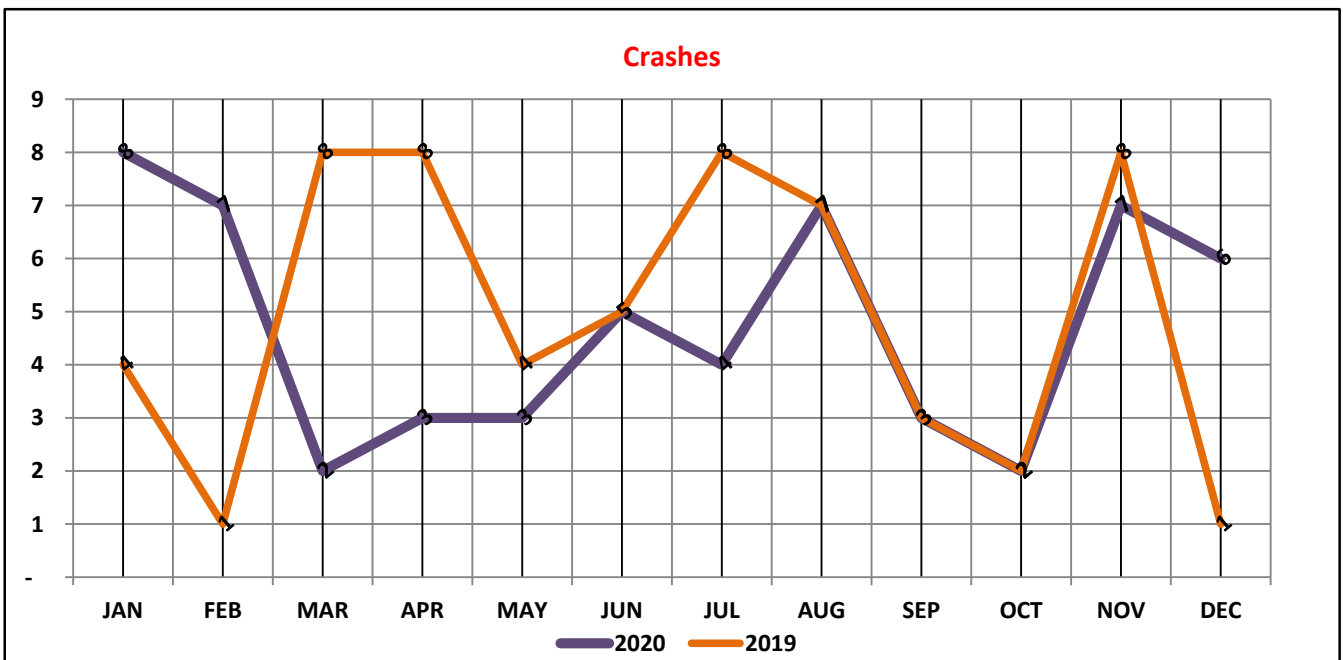
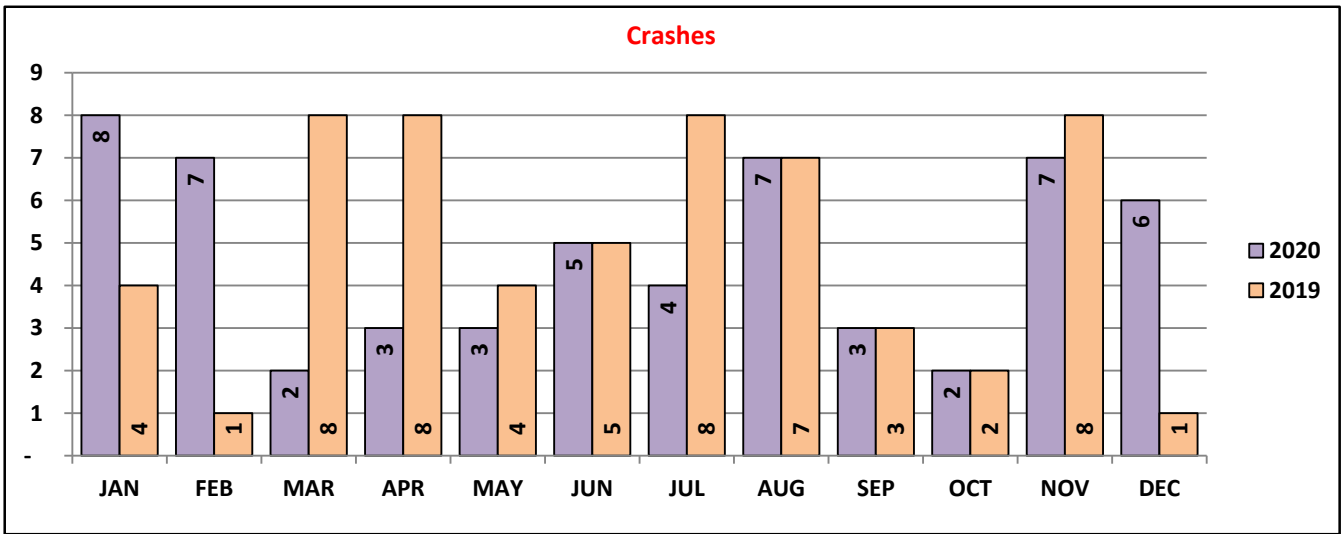
Crashes

2 Year Calendar Comparison & YTD (same number of months comparison)

Report Prepared:

3/1/2021

2 Year Calendar Comparison				
	2020	2019	# Change	% Change
JAN	8	4	4	100.0%
FEB	7	1	6	600.0%
MAR	2	8	-6	-75.0%
APR	3	8	-5	-62.5%
MAY	3	4	-1	-25.0%
JUN	5	5	0	0.0%
JUL	4	8	-4	-50.0%
AUG	7	7	0	0.0%
SEP	3	3	0	0.0%
OCT	2	2	0	0.0%
NOV	7	8	-1	-12.5%
DEC	6	1	5	500.0%
<b>Totals</b>	<b>57</b>	<b>59</b>	<b>-2</b>	<b>-3.4%</b>

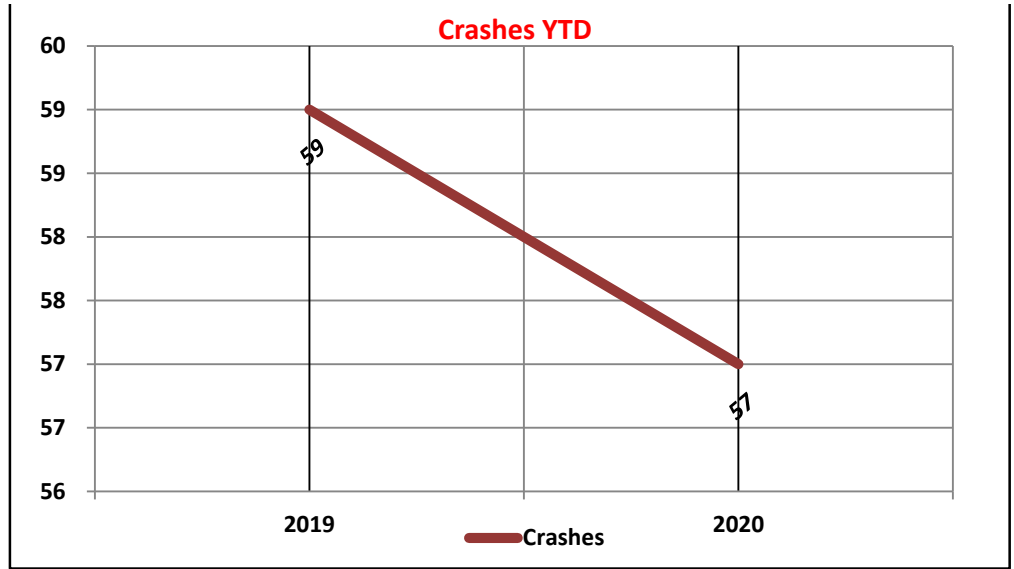


Report Prepared:

3/1/2021

**2 Year Calendar  
Comparison**

Crashes	
2019	59
2020	57
# Change	(2)
% Change	-3.4%



### SH 288b & FM 2004 Crashes

2 Year Calendar Comparison & YTD (same number of months comparison)

Report Prepared: 3/1/2021

2 Year Calendar Comparison				
	2020	2019	# Change	% Change
JAN	3	1	2	200.0%
FEB	-	-	0	#DIV/0!
MAR	1	1	0	0.0%
APR	-	3	-3	-100.0%
MAY	-	2	-2	-100.0%
JUN	1	1	0	0.0%
JUL	-	1	-1	-100.0%
AUG	-	-	0	#DIV/0!
SEP	-	2	-2	-100.0%
OCT	-	-	0	#DIV/0!
NOV	1	-	1	#DIV/0!
DEC	-	-	0	#DIV/0!
<b>Totals</b>	<b>6</b>	<b>11</b>	<b>-5</b>	<b>-45.5%</b>

45.5%  
Reduction

### SH 288b & College Drive Crashes

2 Year Calendar Comparison & YTD (same number of months comparison)

2 Year Calendar Comparison				
	2020	2019	# Change	% Change
JAN	-	1	-1	-100.0%
FEB	1	1	0	0.0%
MAR	-	3	-3	-100.0%
APR	-	1	-1	-100.0%
MAY	-	1	-1	-100.0%
JUN	-	-	0	#DIV/0!
JUL	1	1	0	0.0%
AUG	2	1	1	100.0%
SEP	1	-	1	#DIV/0!
OCT	-	-	0	#DIV/0!
NOV	2	1	1	100.0%
DEC	-	-	0	#DIV/0!
<b>Totals</b>	<b>7</b>	<b>10</b>	<b>-3</b>	<b>-30.0%</b>

30%  
Reduction

### FM 2004 & Oyster Creek Drive Crashes

2 Year Calendar Comparison & YTD (same number of months comparison)

2 Year Calendar Comparison				
	2020	2019	# Change	% Change
JAN	-	-	0	#DIV/0!
FEB	1	-	1	#DIV/0!
MAR	-	1	-1	-100.0%
APR	-	-	0	#DIV/0!
MAY	-	-	0	#DIV/0!
JUN	-	-	0	#DIV/0!
JUL	-	-	0	#DIV/0!
AUG	1	-	1	#DIV/0!
SEP	-	-	0	#DIV/0!
OCT	-	-	0	#DIV/0!
NOV	-	1	-1	-100.0%
DEC	-	1	-1	-100.0%
<b>Totals</b>	<b>2</b>	<b>3</b>	<b>-1</b>	<b>-33.3%</b>

33.3%  
Reduction

# CRASHES IN DETAIL

Denotes: Crash With Injuries (Major)

Denotes: Major Intersection

ID#	DATE	LOCATION	CAUSATION	CITATION	INJURY
<b>Jan-20</b>					
17506656	1/2/2020	FM 2004 & SH 288b	Failure to Control Vehicle	Y	N
17506655	1/6/2020	FM 2004 & SH 288b	Failure to Control Vehicle	Y	N
17506654	1/6/2020	FM 2004 & SH 288b	Failure to Control Vehicle	Y	N
17511209	1/10/2020	1900 FM 2004	Animal in Roadway (Deer)	N	N
17511410	1/9/2020	1500 FM 2004	Medical Issue	N	Y
17531568	1/18/2020	200 San Saba	Struck Parked Vehicle	Y	N
17531571	1/20/2020	4900 SH 288b	Failure to Control Vehicle	Y	Y
17542801	1/23/2020	1600 SH 288b	Failure to Control Vehicle	N	N
<b>Feb-20</b>					
17545401	2/1/2020	100 Hickory	Medical Issue	N	Y
17548480	2/4/2020	SH 288b & College	Failure to Control Vehicle	Y	N
17563269	2/7/2020	5000 FM 288b	Failure to Yield ROW: Stop Sign	Y	Y
17563550	2/12/2020	4500 SH 288b	Failure to Control Vehicle	Y	N
17596319	2/22/2020	4500 SH 288b	Parking Lot	N	N
17594818	2/24/2020	FM 2004 & Oyster Creek Dr.	Failure to Control Vehicle	Y	N
17596322	2/27/2020	100 Dove Trl.	Failure to Control Vehicle	Y	N
<b>Mar-20</b>					
17632500	3/3/2020	FM 2004 & SH 288b	Improper Lane Change	Y	N
17642709	3/26/2020	400 Timbercreek Dr.	Pursuit: Other Agency	N	N
<b>Apr-20</b>					
17653227	4/4/2020	500 N. Mahan	Unsecured Load	N	N
17659540	4/16/2020	1600 FM 2004	Failure to Control Vehicle	N	N
17672747	4/23/2020	400 Timbercreek Dr.	Parking Lot	N	N
<b>May-20</b>					
17689058	5/13/2020	1300 SH 288b	Failure to Control Vehicle	N	N
17697759	5/22/2020	5000 FM 288b	Animal in Roadway (Dog)	N	N
17697745	5/28/2020	4501 FM 288b	Parking Lot	N	N
<b>Jun-20</b>					
17704321	6/1/2020	1300 FM 288b	Failure to Yield ROW: Pvt. Drive	Y	N
17708197	6/3/2020	2100 FM 288b	Unsafe Lane Change	N	Y
17720479	6/10/2020	33000 FM 2004	Animal in Roadway (Deer)	N	N
17728291	6/15/2020	FM 2004 & SH 288b	Passed On Right	N	N
17746296	6/21/2020	SH 288b & Walnut	Failure to Control Vehicle	Y	Y
<b>Jul-20</b>					
17756344	7/3/2020	1300 FM 288b	Driving While Intoxicated	Y	Y
17771477	7/12/2020	FM 2004 & CR 223	Failure to Yield ROW: Stop Sign	N	N
17782072	7/18/2020	SH 288b & College	Failure to Yield ROW: Red Light	N	Y
17793289	7/30/2020	Timbercreek & Creekwood	Failure to Yield ROW: Stop Sign	N	N
<b>Aug-20</b>					
17809137	8/1/2020	200 Timbercreek	Improper U-Turn	N	N
17817394	8/4/2020	200 Timbercreek	Failure to Yield ROW: Pvt. Drive	N	N
17809694	8/11/2020	SH 288b & College	Failure to Control Vehicle	N	Y
17815618	8/15/2020	SH 288b & College	Wide Right Turn	N	N
17832274	8/20/2020	FM 2004 & Oyster Creek Dr.	Failure to Yield ROW: Red Light	N	N
17832275	8/25/2020	100 College Dr.	Failure to Yield ROW: Pvt. Drive	N	N
17832321	8/23/2020	100 Walnut Dr.	Failure to Yield ROW: Pvt. Drive	N	N

**Sep-20**

17358500	9/16/2020	4500 FM 288b	Pedestrian In Roadway	N	Y
17882697	9/28/2020	SH 288b & College	Failure to Control Vehicle	N	N
17885037	9/28/2020	400 Timbercreek Dr.	Parking Lot	N	N

**Oct-20**

17938031	10/23/2020	700 Jasmine	Failure to Yield ROW: Pvt. Drive	N	N
17938017	10/29/2020	1400 FM 2004	Drivier Fell Asleep	N	Y

**Nov-20**

17949406	11/1/2020	SH 288b & College	Improper U-Turn	N	N
17959799	11/2/2020	500 Magnolia Lane	Failure to Control Vehicle	N	N
17949396	11/1/2020	FM 2004 & Briar Creek Street	Failure to Control Vehicle	N	N
17949647	11/2/2020	5000 Brazosport Blvd. N.	Failure to Yield ROW: Stop Sign	N	N
17950920	11/8/2020	SH 288b & FM 2004	Failure to Yield ROW: Red Light	Y	N
17959815	11/12/2020	FM 2004 & Oakwood Sh. Dr.	Failure to Yield ROW: Lt. Turn	N	N
17982544	11/15/2020	SH 288b & College	Faulty Equipment: Brakes	N	N

**20-Dec**

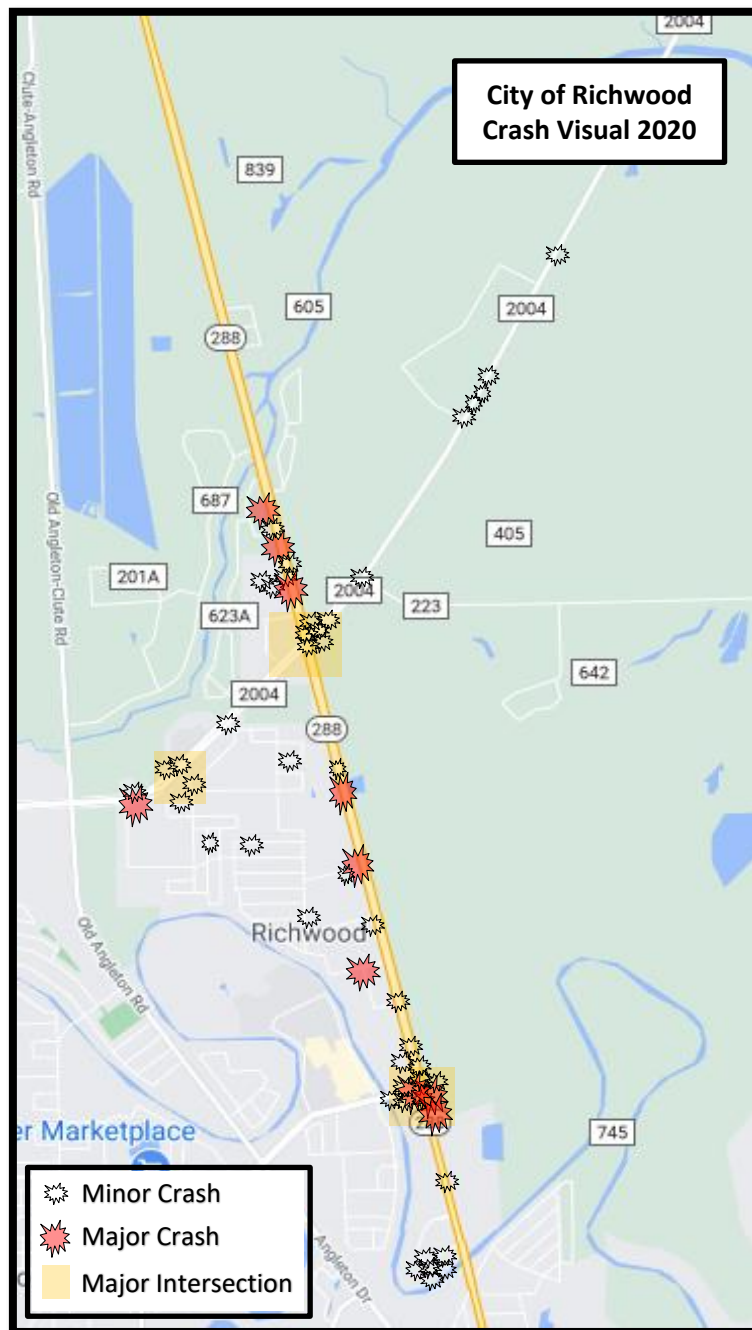
17998443	12/7/2020	33000 FM 2004	Failure to Control Vehicle	N	N
18016543	12/11/2020	1000 Oyster Creek Drive	Failure to Control Vehicle	Y	N
18016546	12/9/2020	33000 FM 2004	Failure to Control Vehicle	Y	N
18016548	12/11/2020	1300 Brazosport Blvd. N.	Changed Lanes when Unsafe	N	N
18016552	12/13/2020	4500 Brazosport Blvd. N.	Failure to Control Vehicle	N	N
18069718	12/25/2020	2400 Brazosport Blvd. N.	Failure to Yield ROW: Yield Sign	N	N



**MINOR CRASH:** A minor crash is a crash where there are no reported injuries and little damage.

**MAJOR CRASH:** A major crash is a crash where there are reported injuries and considerable damage.

**MAJOR INTERSECTION:** A major intersection is a coming together of two throughways where one or both are considerably sized.





**DATA-DRIVEN - ACCOUNTABILITY-DRIVEN - SERVICE-DRIVEN**

**TRAINING**

**Officer Training Efforts**



# RICHWOOD TRAINING ROSTER

OFFICER	TRAINING ACQUIRED	COMPLETED	
		YES	NO
<b>J. Dixie</b>	Racial & Bias Profiling (TCOLE)	X	
27 TOTAL TCOLE TRAINING HOURS	Honest Officers & Brady v. Maryland (TCOLE)	X	
	Constitutional & Other Warnings (TCOLE)	X	
	Security Training (TexPC Solutions)	X	
<b>E. Foerster</b>	86th Legislative Session legal Update (TCOLE)	X	
<b>D. Thompson</b>	Basic Law Enforcement Chaplaincy Training (TCOLE)	X	
<b>R. Abdullah</b>	Body Worn Cameras #8158 (TCOLE)	X	
9 TOTAL TCOLE TRAINING HOURS	Constitutional & Other Warnings (TCOLE)	X	
	Honest Officers & Brady v. Maryland (TCOLE)	X	
	Racial & Bias Profiling (TCOLE)	X	
	Taser Certification Course (Axon Training Certified)	X	
	TCIC/TLETS Less Than Full Access #4801 (TCOLE)	X	
	Level 3 Security Awareness (CJIS)	X	
<b>C. Mayfield</b>	Body Worn Cameras #8158 (TCOLE)	X	
5 TOTAL TCOLE TRAINING HOURS	Level 3 CJIS Security Training (CJIS)	X	
	TCIC/TLETS Less Than Full Access w/CCH Recert. (TxDPS)	X	
	Racial & Bias Profiling (TCOLE)	X	
	Honest Officers & Brady v. Maryland (TCOLE)	X	
	Constitutional & Other Warnings (TCOLE)	X	
<b>B. Schilhab</b>	Active Shooter: Recognition and Basic Response #ACTS105	X	
32 TOTAL TCOLE TRAINING HOURS	Honest Officers & Brady v. Maryland (TCOLE)	X	
	Constitutional & Other Warnings (TCOLE)	X	
	Racial & Bias Profiling (TCOLE)	X	
	Informed Response - Sexual Assault (TCOLE 470)	X	
	Security Training (TexPC Solutions)	X	
	Ambush Awareness and Preparation #77303	X	
	Child Abuse and Neglect #2000202	X	
	Child Safety Check Alert List - 4068 (TCOLE)	X	
	Civil Rights #77475	X	
	Advanced Human Trafficking (TCOLE)	X	
<b>J. Richards</b>	Crisis Communications (TCOLE)	X	
44 TOTAL TCOLE TRAINING HOURS	Deaf Culture (TCOLE)	X	
	Crimes Against People with Disabilities (TCOLE)	X	
	ADA Laws and Regulations (TCOLE)	X	
	Informed Response - Sexual Assault (TCOLE)	X	
	Texas State & Federal Law Update #3186 (TCOLE)	X	
	Constitutional & Other Warnings (TCOLE)	X	
	Honest Officers & Brady v. Maryland (TCOLE)	X	
	Racial & Bias Profiling (TCOLE)	X	
	Body Worn Cameras #8158 (TCOLE)	X	



# RICHWOOD TRAINING ROSTER

OFFICER	TRAINING ACQUIRED	COMPLETED	
		YES	NO
<b>N. Lugo</b>	Taser User Certification Course (AXON Training Certified)	X	
<b>K. Munley</b>	Constitutional & Other Warnings (TCOLE)	X	
75 TOTAL TCOLE TRAINING HOURS	Texas State & Federal Law Update #3186 (TCOLE)	X	
	Death Investigation (Texas A&M University)	X	
	Honest Officers & Brady v. Maryland (TCOLE)	X	
	Racial & Bias Profiling (TCOLE)	X	
	Level 3 CJIS Security Training (CJIS)	X	
	TCIC/TLETS Less Than Full Access with CCH Recert (TxDPS)	X	
<b>D. Mathes</b>	Constitutional & Other Warnings (TCOLE)	X	
3 TOTAL TCOLE TRAINING HOURS	Racial & Bias Profiling (TCOLE)	X	
	Security Training (TexPC Solutions)	X	
	Honest Officers & Brady v. Maryland (TCOLE)	X	
<b>S. Holmes</b>	Racial & Bias Profiling (TCOLE)	X	
33 TOTAL TCOLE TRAINING HOURS	Honest Officers & Brady v. Maryland (TCOLE)	X	
	Honest Officers & Brady v. Maryland	X	
	Constitutional & Other Warnings (TCOLE)	X	
	Body Worn Cameras #8158 (TCOLE)	X	
	TCIC/TLETS Full Access with CCH Recert. (TxDPS)	X	
	Level 3 CJIS Security Training (CJIS)	X	
	Security Training (TexPC Solutions)	X	
	Texas State & Federal Law Update #3186 (TCOLE)	X	
<b>W. Adair</b>	Human Trafficking #3270 (TCOLE)	X	
24 TOTAL TCOLE TRAINING HOURS	Taser Certification Course (AXON TRAINING CERTIFIED)	X	
	Level 3 Security Awareness Certification (CJIS)	X	
	TCIC/TLETS Less Than Full Access #4801 (TxDPS)	X	
<b>S. Mayer</b>	Level 3 Security Awareness Certification (CJIS)	X	
33 TOTAL TCOLE TRAINING HOURS	TCIC/TLETS less Than Full Access w/ CCH Recert (TxDPS)	X	
	Court Security Officer #10999 (TCOLE)	X	
	Evading Honesty (TCOLE)	X	
	Eyewitness Evidence & Identification #3286 (TCOLE)	X	
	Constitutional & Other Warnings (TCOLE)	X	
	Homicide Investigations (TCOLE)	X	
	Honest Officers & Brady v. Maryland (TCOLE)	X	
	Crime Scene management (TCOLE)	X	
	Security Training (TexPC Solutions)	X	
	Racial & Bias Profiling (TCOLE)	X	
<b>J. Skelton</b>	Social Media for Law Enforcement	X	
22 TOTAL TCOLE TRAINING HOURS	Juvenile Interview & Interrogation	X	
	Constitutional & Other Warnings (TCOLE)	X	
	Honest Officers & Brady v. Maryland (TCOLE)	X	
	Cybersecurity & Malware Awareness for Empl.	X	
	TEEX Fingerprint Processing	X	
	Racial & Bias Profiling (TCOLE)	X	



*Were Driven!*

**DATA-DRIVEN - ACCOUNTABILITY-DRIVEN - SERVICE-DRIVEN**

**SPECIAL RECOGNITION**

**Above and Beyond Efforts**

**Appreciation, Recognition & Commendation**



## SPECIAL RECOGNITION

OFFICER	
	<b>NARRATIVE</b>
<b>S. HOLMES</b>	City Manager Eric Foerster issued a Notice of Commendation to Officer Holmes for his efforts in apprehending a Homicide suspect.
	Sergeant Schilhab issued a Letter of Recognition to Officer Holmes for over-the-top kindness to a homeless person.
	City Manager Eric Foerster issued a Letter of Appreciation to Officer Holmes for his efforts in response to Hurricane Laura.
<b>D. MATHES</b>	<b>NARRATIVE</b>
	Chief Mayer issued a Letter of Commendation to Officer Mathes for his efforts in recovering a stolen boat.
<b>J. RICHARDS</b>	<b>NARRATIVE</b>
	City Manager Eric Foerster issued a Notice of Commendation to Officer Richards for his efforts in investigating a Homicide event.
	Chief Mayer issued a Letter of Commendation to Officer Richards for his efforts in investigating a Package Theft.
	Chief Mayer issued a Letter of Recognition to Officer Richards for his efforts in leading an officer fitness program throughout the organization.
	Chief Mayer issued a Letter of Commendation to Officer Richards for his efforts in recovering a stolen boat.



# SPECIAL RECOGNITION

OFFICER	
	<b>NARRATIVE</b>
<b>R. Abdullah</b>	Chief Mayer issued a Letter of Commendation to Officer Abdullah for his over-the-top efforts in providing comfort and closure to a family
<b>J. Dixie</b>	<b>NARRATIVE</b>
	City Manager Eric Foerster issued a Notice of Appreciation to Officer Dixie for his efforts in response to Hurricane Laura.
	City Manager Eric Foerster issued a Notice of Commendation to Officer Dixie for his efforts in responding and investigating a Homicide event.
	Chief Mayer issued a Letter of Recognition to Officer Dixie for his efforts in community outreach in 2019 for laboring for a combined total of 40 hours in food preparation for All America Night and National Night Out.
<b>B. Schilhab</b>	<b>NARRATIVE</b>
	City Manager Eric Foerster issued a Notice of Commendation to Sergeant Schilhab for his efforts in investigating a Homicide event.
	Chief Mayer issued a Letter of Recognition to Sergeant Schilhab for his willingness to return to duty following a 12-hours shift to assist with a homicide investigation.
<b>S. Mayer</b>	<b>NARRATIVE</b>
	Sergeant Schilhab issued a Letter of Recognition to Chief Mayer for his efforts in covering shifts and working without days off to end a vehicle burglary spree.
	City Manager Eric Foerster issued a Letter of Appreciation to Chief Mayer for his efforts in response to Hurricane Laura.



# SPECIAL RECOGNITION

OFFICER	
	<b>NARRATIVE</b>
<b>J. Skelton</b>	City Manager Eric Foerster issued a Notice of Commendation to Officer Skelton for his efforts in response to his investigation of a Homicide event.
<b>J. Beaver</b>	<b>NARRATIVE</b>
	Chief Kibodeaux of the Lake Jackson Police Department issued a Letter of Commendation to Officer Beaver and K9 Hondo for their efforts in response to a burglary of a habitation that occurred in Lake Jackson.
	City Manager Eric Foerster issued a Notice of Commendation to Officer Beaver for her efforts in response to a Homicide event.
	Chief Mayer issued a Letter of Recognition to Officer Beaver for her professionalism during a burglary of a habitation investigation.
	Chief Mayer issued a Letter of Commendation to Officer Beaver for her efforts in recovering a stolen vehicle.
<b>C. Mayfield</b>	<b>NARRATIVE</b>
	City Manager Eric Foerster issued a Letter of Appreciation to Officer Mayfield for his efforts in response to Hurricane Laura.
	Chief Mayer issued a Letter of Recognition to Officer Mayfield for his professionalism during a burglary of a habitation investigation.
	Chief Mayer issued a Letter of Commendation to Officer Mayfield for his efforts in recovering a stolen vehicle.





# SPECIAL RECOGNITION

<b>K. Munley</b>	<b>NARRATIVE</b>
	Chief Mayer issued a Letter of Recognition to Sergeant Munley for his willingness to put the organization first. Sergeant Munley, in 2020, never once refused an emergency callout.
	Chief Mayer issued a Letter of Recognition to Sergeant Munley for exceeding Department expectation in training.